

First Destinations Report

2007

School of Art & Design

First Destinations Survey – Graduates 2007

<i>Contents</i>		<i>Page No.</i>
1.0	Introduction	3
1.1	Overview of results	3
1.2	Progression within the Institute	4
1.3	Relevance of qualification to current employment	4
<i>Findings by Programme</i>		
2.0	All Programme Overview	5
2.1	B.A. (Hons) Design	6
2.2	B.A. (Hons) Fine Art	7
2.3	B.A. Design	8
2.4	B.A. Fine Art	8

School of Art & Design

1.0 Introduction

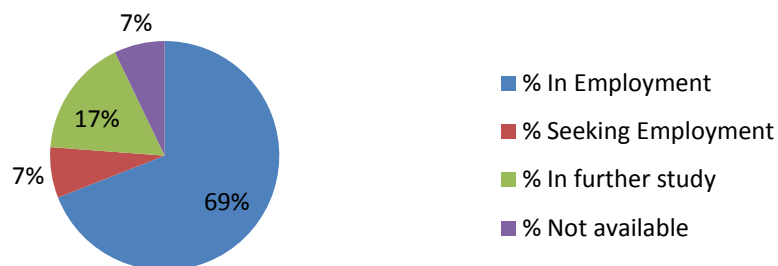
This report presents detailed information on the First Destinations of Limerick Institute of Technology, School of Art & Design graduates of 2007. The results provide an important indication of graduate trends including the relevance of their qualification to their employment situation.

The results from the School of Art & Design, reflect the employment and further study patterns of 168 graduates of full-time Bachelor Degree (Level 7) and Honours Degree (Level 8) programmes. The rate of response was approximately 52%.

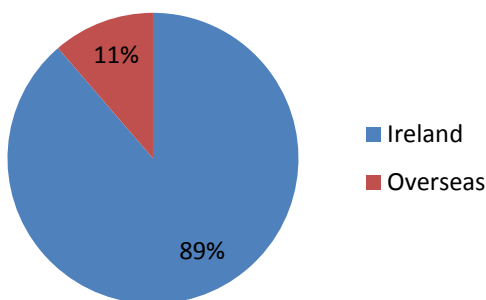
1.1 Overview of Results

In summary, 69% of graduates of programmes within the School are in employment, 17% in further study, 7% unavailable for employment and 7% seeking employment at the time of the survey.

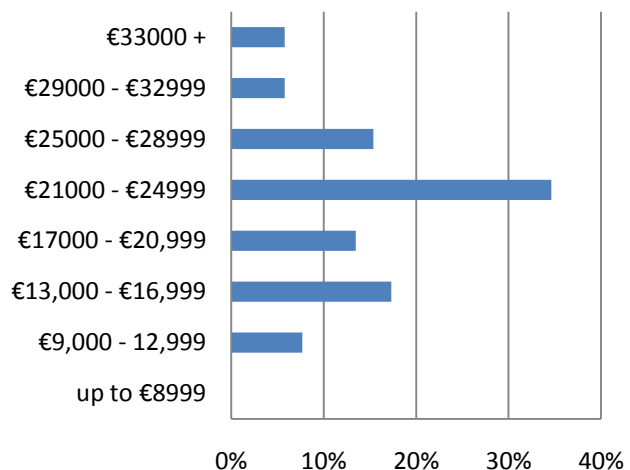
Current Situation



**Region of Employment
Ireland vs Overseas**



Salaries



89% of LIT graduates from the School of Art & Design have remained in Ireland, while 11% have sought work overseas. This includes the US, Canada and within Europe. Of those who remained in Ireland, the largest percentage (40%) remained in the Mid-West region.

Starting salaries of graduates of the School of Art & Design vary considerably, many graduates are choosing self-employment which will effect their earning ability at this early stage. The largest percentage of graduates enjoy a starting salary of €25,000 - €29,000 per annum.

Limited information was gathered for the two Bachelor Degree (Level 7) Programmes due to small numbers not continuing further and a low response rate. What results could be determined are outlined in the following pages.

1.2 Progression within the Institute

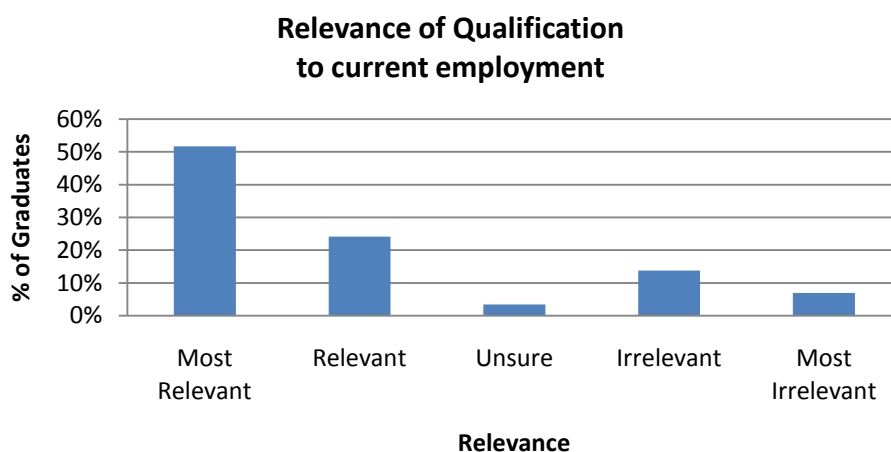
Not accounted for within this survey are the 112 graduates who completed a Higher Education Award at Level 7 and Level 8 in 2007 who remained in the Institute and progressed to higher level awards within LIT. They remain registered students. The results for the number of graduates who continued are:

- 83% of Bachelor Degree (Level 7) continued
- 7% of Honours Degree (Level 8) continued to Postgraduate Education

The number of Honours Degree (Level 8) graduates from the School of Art & Design continuing to Postgraduate Education within LIT is the highest in the Institute at 7%.

1.3 Relevance of qualification to current employment

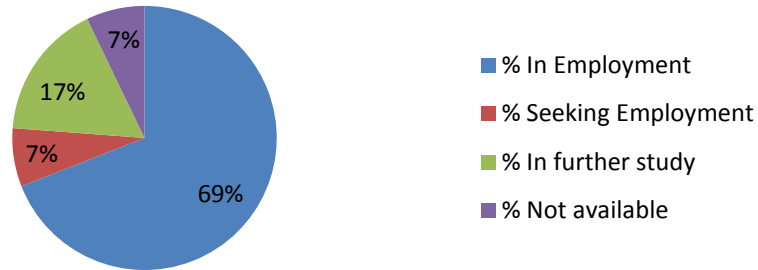
Graduates who responded to the survey were asked their opinion in terms of the relevance of their qualification to their current employment. 76% of graduates deemed their qualification “most relevant” or “relevant” to their current employment.



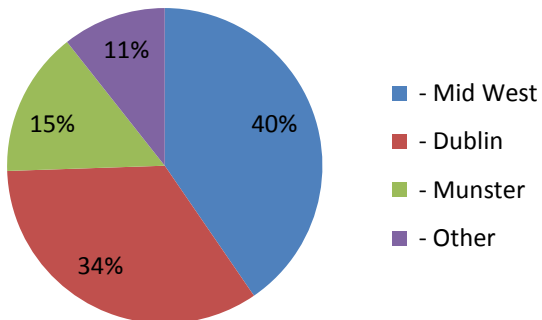
2.0 All Programmes Overview

School of Art & Design

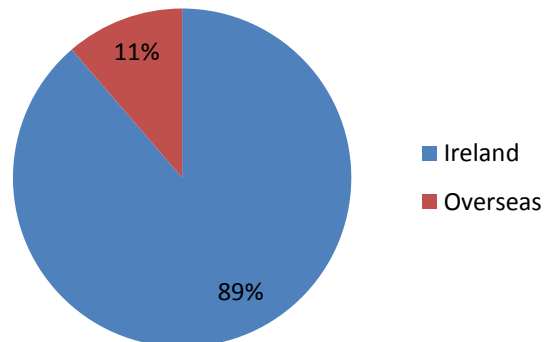
Current Situation



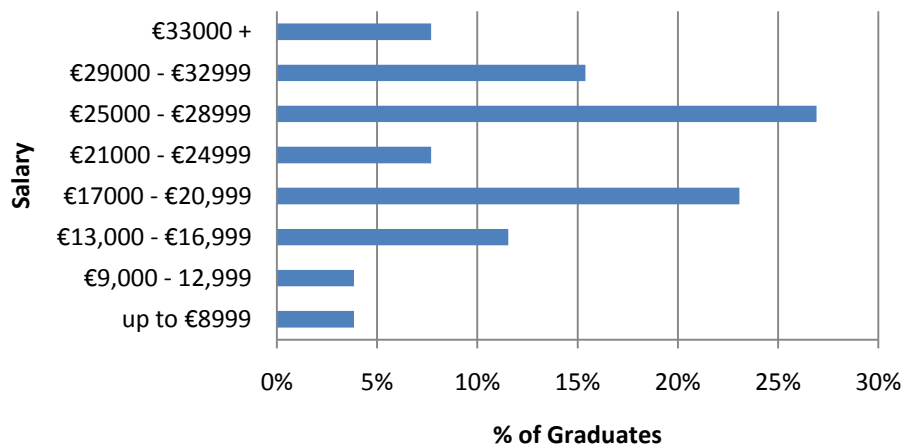
Region of Employment
Ireland



Region of Employment
Ireland vs Overseas

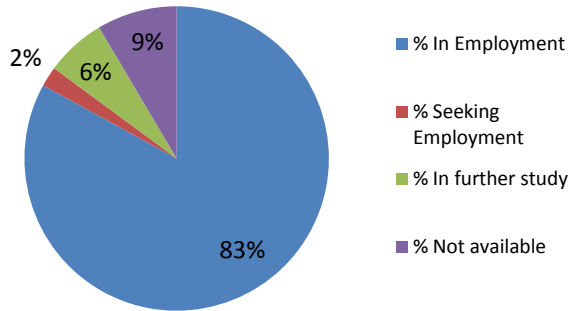


Salaries

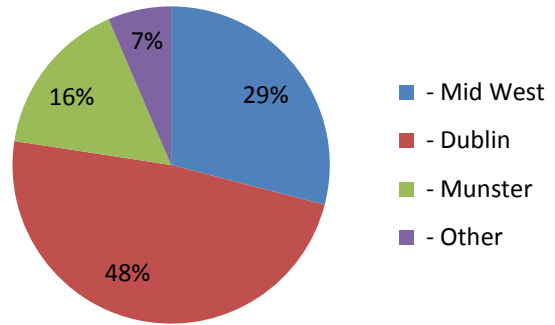


2.1 B.A. (Hons) Design

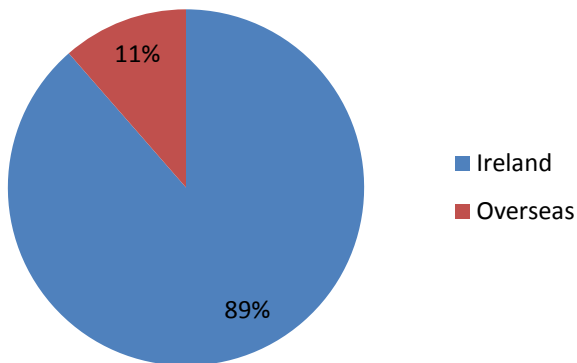
Current Situation



Region of Employment Ireland



Region of Employment Ireland vs Overseas



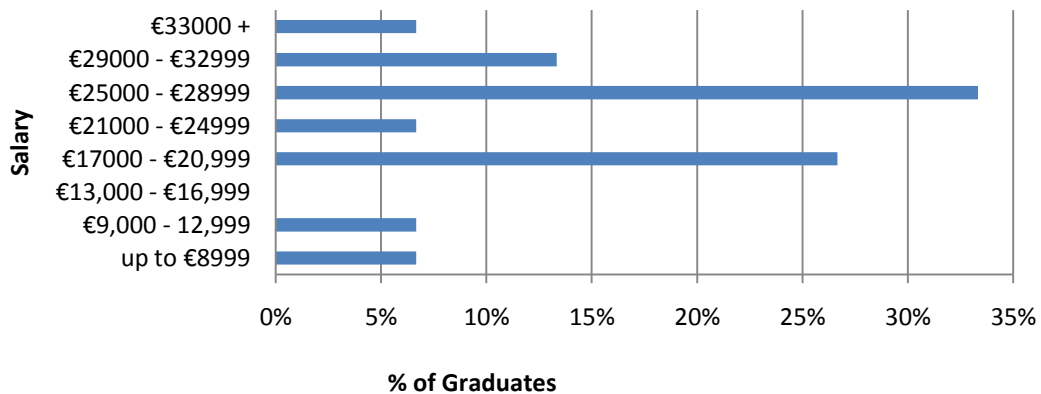
Employers Include:

- Learning Ireland
- Styletex
- Louis Mulcahy
- SNAP Printing
- Atomic Design
- Rain Communications

Job Titles Include:

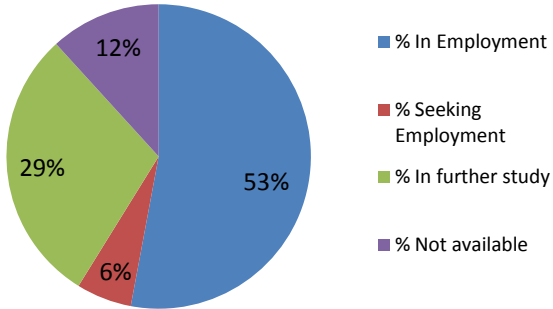
- Graphic Designer
- Design Assistant
- Potter & Cutter
- Freelance Photography

Salaries

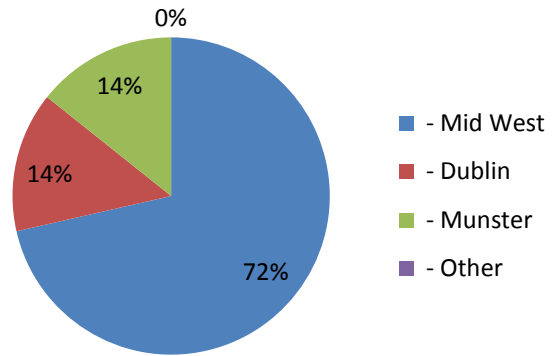


2.2 B.A. (Hons) Fine Art

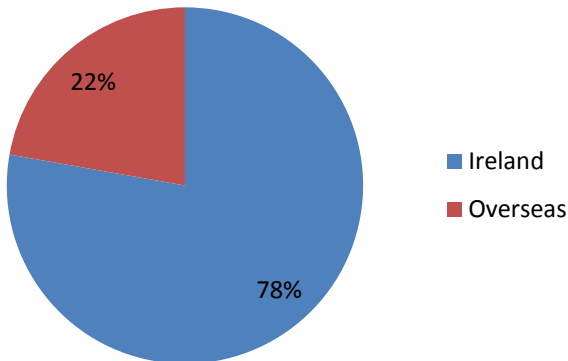
Current Situation



Region of Employment Ireland



Region of Employment Ireland vs Overseas



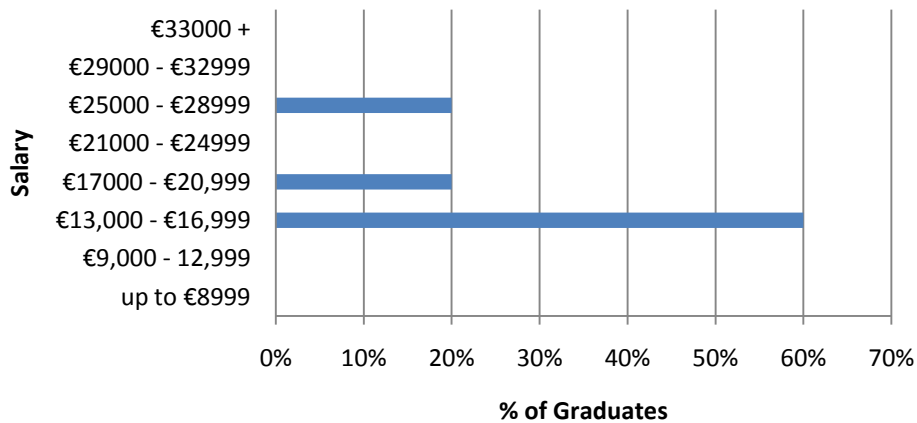
Employers Include:

- Academy Costumes
- VEC

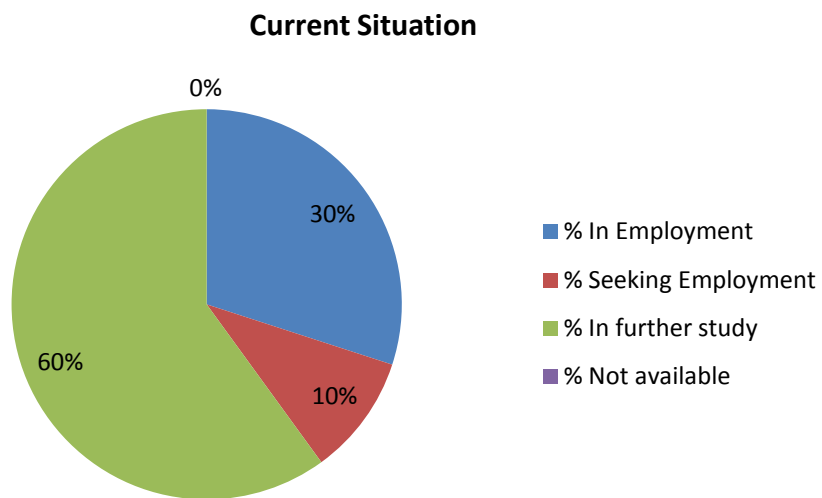
Job Titles Include:

- Painter (self-employed)
- Costume Designer
- Art Teacher

Salaries

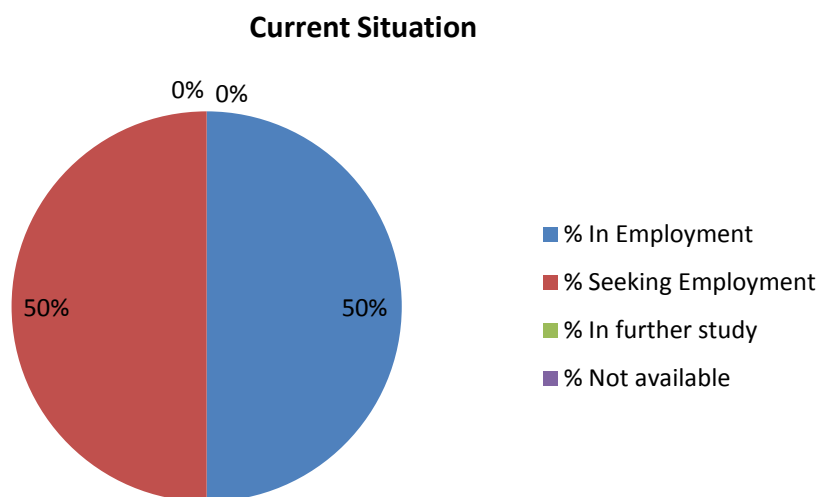


2.3 B.A. Design



No further information provided

2.4 B.A. Art



Only 2 respondents – 1 in employment, 1 seeking employment

No further information provided