



LIT

ACTIVE LEADERSHIP IN
EDUCATION, ENTERPRISE
AND ENGAGEMENT

What do LIT Graduates do?

First Destinations Report by LIT Careers Service

First Destinations of Graduates
Class of 2015

First Destinations Survey – Class of 2015

Contents	Page No.
1.0 Introduction	3
1.1 Overview of Results	3
1.2 Historical Comparative Analysis 2007 – 2015	4
1.3 How do graduates source employment	6
1.4 Sectors of employment	6
2.0 Institution Overview	
2.1 Current Status of Graduates	7
2.2 Location of Employment	8
2.3 Nature of Employment	9
2.4 Salaries	9
3.0 Limerick School of Art & Design	
3.0.1 Introduction	10
3.0.2 Overview of results	10
3.0.3 Source of Employment	12
Findings by Department & Programme	
3.1.0 Department of Design	13
3.1.1 B.A. (Hons.) Design (Ceramic Design)	14
3.1.2 B.A. (Hons.) Design (Fashion Design)	15
3.1.3 B.A. (Hons.) Design (Visual Communications)	16
3.1.4 B.Sc. (Hons.) Creative Multimedia	17
3.2.0 Department of Fine Art	18
3.2.1 B.A. (Honours) Fine Art (Printmaking & Contemporary Practice)	19
3.2.2 B.A. (Honours) Fine Art (Painting)	20
3.2.3 B.A. (Honours) Fine Art (Sculpture & Combined Media)	21
4.0 Faculty of Applied Science, Engineering & Technology	
4.0.1 Introduction	22
4.0.2 Overview of results	22
4.0.3 How do graduates source employment	24
Findings by Department & Programme	
4.1.0 Department of Built Environment	25
4.1.1 B.Sc. (Hons.) Quantity Surveying	26
4.1.2 B.Sc. (Hons.) Construction Management	27
4.1.3 B.Sc. (Hons.) Property Valuation & Management	28
4.1.4 B. Sc. (Hons.) Civil Engineering Management	29
4.2.0 Department of Information Technology	30
4.2.1 B.Sc. (Hons) Software Development	31
4.2.2 B.Sc. (Hons.) Multimedia Programming & Design	32
4.2.3 B.Bus. (Hons) Business Computing	33
4.2.4 B.Bus. (Hons) Business Management Systems	34
4.2.5 B.Sc. (Hons.) Computer Systems & Network Management	35
4.2.6 B.Sc. (Hons.) Internet Systems Development	36
4.2.7 B.Sc. (Hons.) Games Design & Development	37

4.3.0	<i>Department of Mechanical & Automobile Engineering</i>	38
4.3.1	B.Eng. (Hons.) in Facilities Engineering	39
4.3.2	B.Sc. (Hons.) in Process Engineering Management	40
4.3.3	B.Eng. in Mechanical Engineering	41
4.3.4	B.Eng. Road Transport Technology Management	42
4.3.5	Higher Certificate in Agricultural Mechanisation	43
4.4.0	<i>Department of Electrical & Electronic Engineering</i>	44
4.4.1	B.Sc. (Hons) Sustainable Electrical Power Systems	45
4.4.2	B.Sc. (Hons) Audio & Video Production	46
4.4.3	B.Sc. (Hons.) Electronic Systems	47
4.4.4	B.Sc. (Hons.) Music Production	48
4.4.5	B.Eng. Industrial Automation & Robotic Systems	49
4.5.0	<i>Department of Applied Science</i>	50
4.5.1	B.Sc. (Hons) Bio-analysis & Biotechnology	51
4.5.2	B.Sc. (Hons) Pharmaceutical & Forensic Analysis	52
4.5.3	B.Sc. (Hons) Drug & Medicinal Product Analysis	53
4.5.4	B.Sc. (Hons) Environmental & Natural Resource Management	54
5.0	<i>Faculty of Business & Humanities</i>	
5.0.1	Introduction	55
5.0.2	Overview of Results	56
5.0.3	How do graduates source employment?	57
	<i>Findings by Department & Programme</i>	
5.1.0	<i>Department of Sport & Finance</i>	58
5.1.1	B.Bus. (Hons.) Accounting & Finance	59
5.1.2	B.A. (Hons.) Accounting & Finance (Thurles)	60
5.1.5	B.A. (Hons.) Business Studies with Sports Management	61
5.1.6	B.Sc.(Hons.) Sport, Strength & Conditioning	62
5.2.0	<i>Department of Food & Tourism</i>	63
5.2.1	B.A. (Hons.) Business Studies with Tourism Management	64
5.2.2	B.A. (Hons.) Business Studies with Event Management	65
5.2.3	B.A. in Culinary Arts	66
5.2.4	Higher Certificate in Culinary Arts	67
5.3.0	<i>Department of Business</i>	68
5.3.1	B.Bus. (Hons.) Marketing & Management	69
5.3.2	B.Bus. (Hons.) Law & Taxation	70
5.3.3	Bachelor of Business (Honours)	71
5.4.0	<i>Department of Applied Social Sciences</i>	72
5.4.1	B.A. (Hons.) Applied Social Studies in Social Care	73
5.4.2	B.A. (Hons.) Social & Community Studies	74
	<i>References</i>	75
	<i>Appendix</i>	76

1.0 Introduction

In 2016, government strategies include “Ireland’s National Skills Strategy 2025”, the “Fifth Action Plan for Jobs” and “Innovation 2020” the success of each depending on the ongoing availability of high quality graduates. Ensuring successful outcomes for Irish graduates is at the forefront of national policy frameworks. The findings of this report have been quoted in the *Mid-West Action Plan for Jobs – 2015 – 2017*,

LIT is responding with the philosophy of Active Learning at the core of what we do and employability skills embedded into our curriculum. As such, LIT graduates are performing well above the national average and indeed international trends with 78% in employment 9 months after graduation compared to 65% of their University counterparts. (“What do Graduates Do – The Class of 2014,” HEA, May 2016)

The following report was compiled from the annual “First Destinations Survey of The Class of 2015”, conducted between June and August 2016. There were 1492 graduates, 1090 completed their education at LIT and were subject to the survey. Of the 1090 surveyed, 535 responses were received, representing a response rate of 49%, an increase on recent years and the highest reached to date.

It is anticipated that this data will be a useful resource for school-leavers, institute management, employers, policy makers and the general public.

Overview of Results

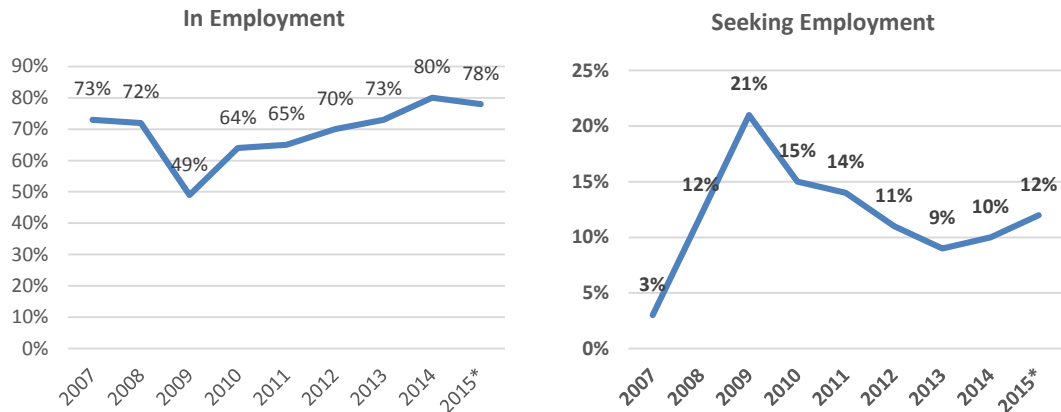
- **78% of graduates went directly into employment, down slightly from 80% in 2014 but considerably improved year on year since a low of 49% in 2009**
- **The number of graduates seeking employment overseas has dropped to an all-time low of just 4%.**
- **The most popular region of employment is the Mid-West with 62% of graduates remaining in the region**
- **The number pursuing further study has increased slightly to 8%. This figure is still considerable lower than in pre-recession times.**
- **12% of graduates were seeking employment, a figure that has remained fairly consistent in recent years.**
- **Only 1% of graduates have availed of voluntary or unpaid internship opportunities again this year. This is the lowest level since the introduction of the Jobbridge Internship Scheme and the peak of 6% of LIT graduates in unpaid employment in 2013.**
- **80% of graduates in employment are in full-time employment, up over 20% from 2013. 5% are self-employed.**
- **56% of LIT graduates are earning over €25k per annum at the time of the survey with 20% earning over €33k.**

2... HEA “What do Graduates Do? “An Analysis of Universities and Colleges of Education First Destinations of Graduates Survey 2014.

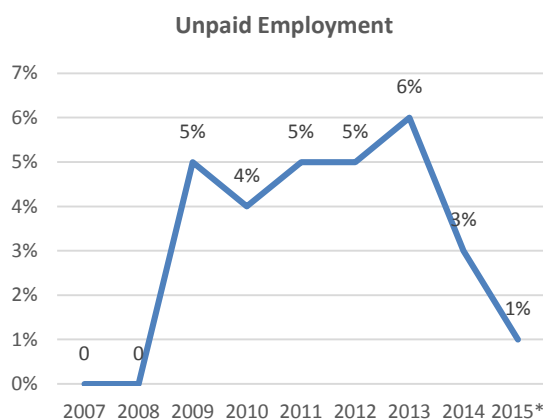
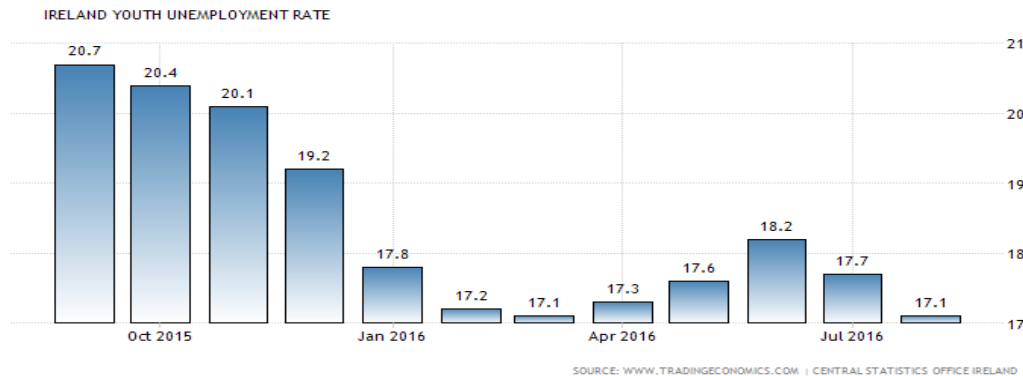
2... Mid West Region Action Plan for Jobs 2015 – 2017

1.1 Historical Comparative Analysis 2007 – 2015

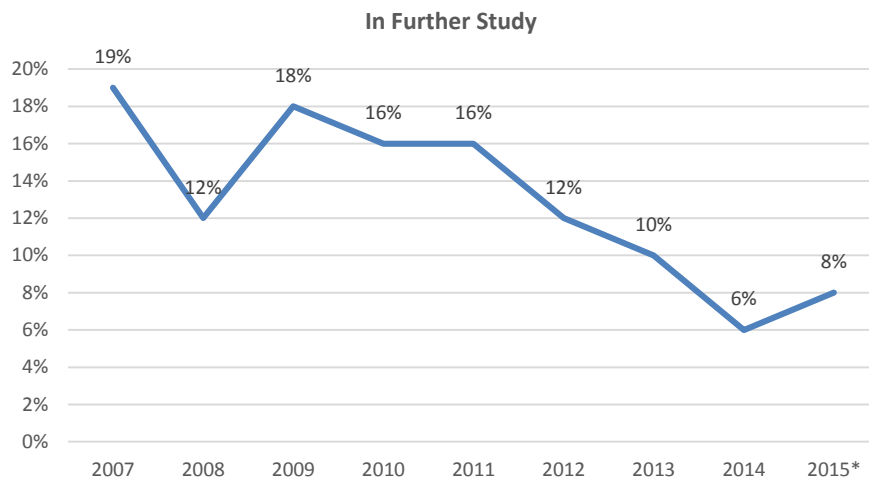
The comparative statistics provide for an interesting overview of the economic downturn on our graduates and the subsequent recovery. The “In Employment” statistics remain steady at 78% for the Class of 2015, slightly below last year but well ahead of pre-recessionary figures.



Consequently, the number of students Seeking Employment has increased slightly to 12% but again is remaining relatively steady in recent years. This figure is also well below the National Youth Unemployment rate of 17% according to the CSO.

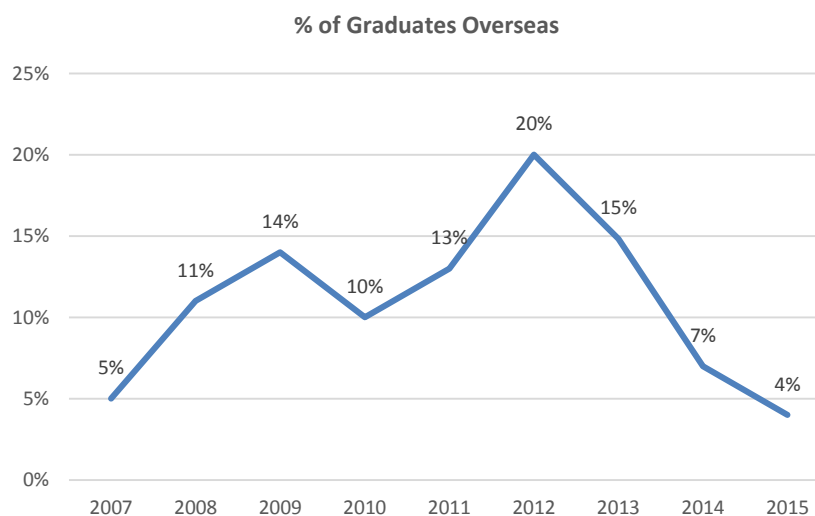


Interestingly, following a high in 2013 of 6%, the number of graduates taking unpaid employment has fallen sharply to 1%. This phenomenon was very much a sign of the economic downturn and the advent of programmes such as the National Job Bridge Internship Scheme. The government announced the end of this Scheme in October 2016.



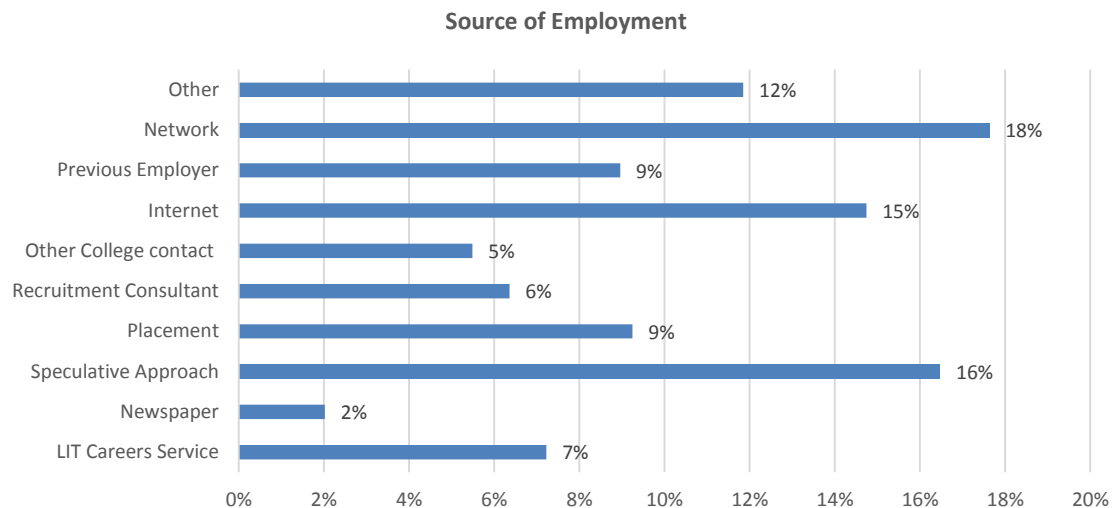
A further finding of note relates to the number of students pursuing Further Study. For the first time in 7 years this number has increased to 8%, still well below pre-recessionary figures. The HEA “What do Graduates do?” reports that 35% of University graduates pursue Further Studies but one could assume that the increased number of Level 8 programmes on offer in LIT or the improved jobs market and appetite for skilled graduates can explain some of this more recent fall.

Finally, there has been a steady fall in the number of graduates seeking employment overseas with the number back to pre-recessionary levels. Only 4% of LIT Graduates sought employment overseas. The greatest number of graduates securing employment overseas is from the School of Art & Design (13%). There has always been significant mobility amongst these graduates with many requiring international experience for career success.



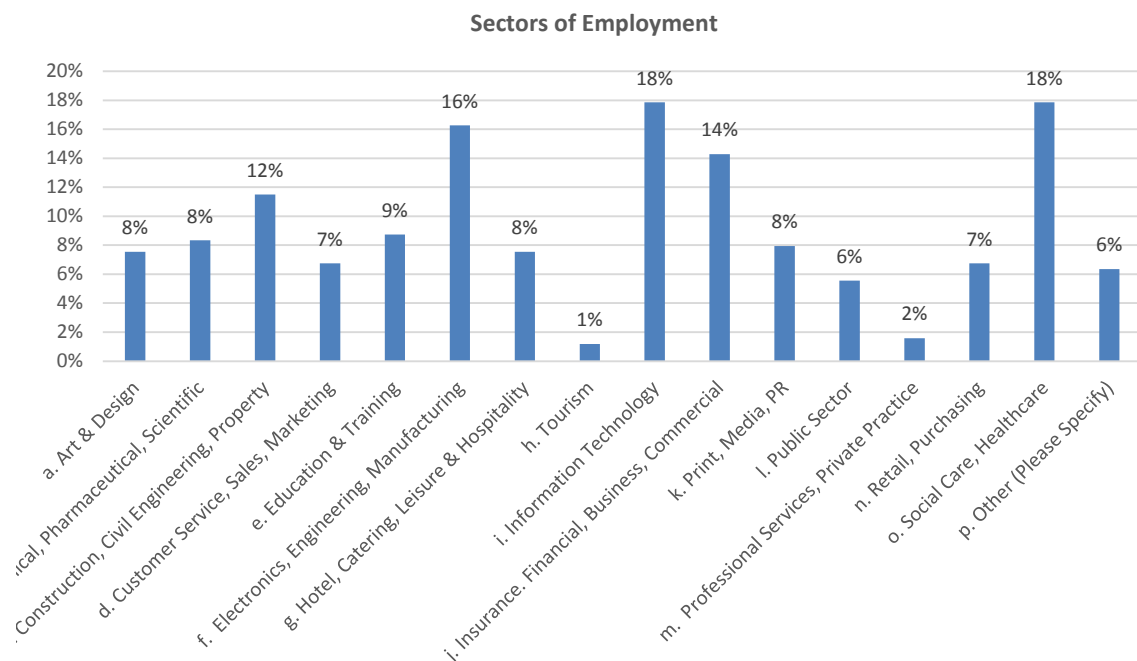
1.3 How do Graduates source employment?

In terms of sourcing their graduate employment, graduates have been resourceful and the most common sources of graduate employment are through their network or by making a speculative approach to an employer. This has influenced the offerings of the Careers Service to include regular workshops on *Creative Job Hunting* and *How to Network Effectively*.



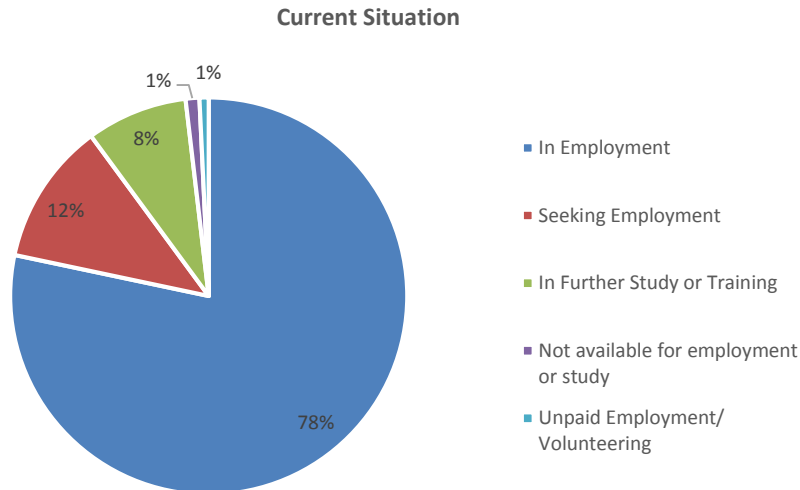
1.4 What are the main sectors of employment for LIT Graduates?

Reflecting the diverse range of programmes on offer in the Institute, graduates are in employment across multiple sectors. However, the key sectors of employment are Engineering/Manufacturing closely followed by the IT sector and the Social Care sector.



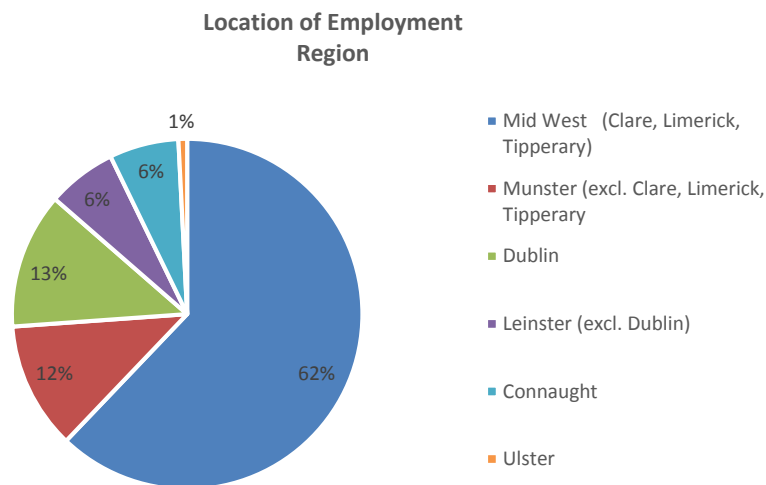
2.0 Institution Overview

2.1 Current Status of Graduates:

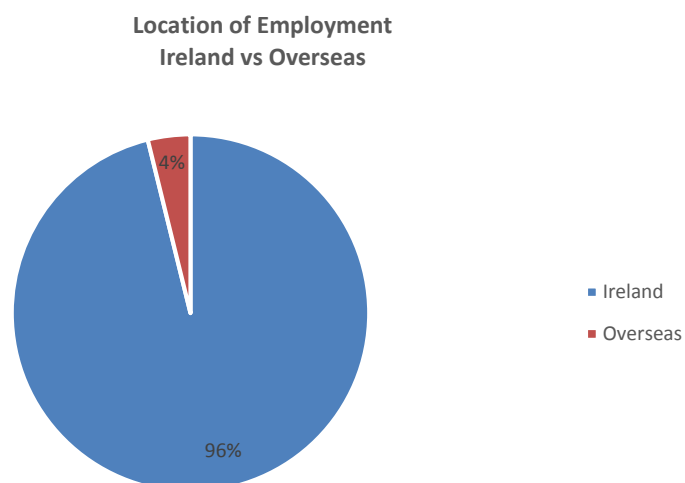


- Of the Class of 2015, 78% of Graduates have gone into employment, down only slightly on the 80% employment reported for the Class of 2014.
- 12% of LIT graduates were seeking employment at the time of the survey.
- The number of LIT graduates availing of voluntary opportunities or unpaid internships has fallen to a low of 1%. This is the lowest level since the introduction of government sponsored internship programmes for the unemployed such as Jobbridge.
- The survey shows that 8% of the Class of 2015 went on to some form of postgraduate or further study. This figure has been steadily falling where determining factors may include the abolition of the Higher Education Grants for Postgraduate Study, the stronger graduate employment market and the increased number of Level 8 and Level 9 opportunities available in the Institute so it is interesting to see this slight recovery.

2.2 Location of Employment

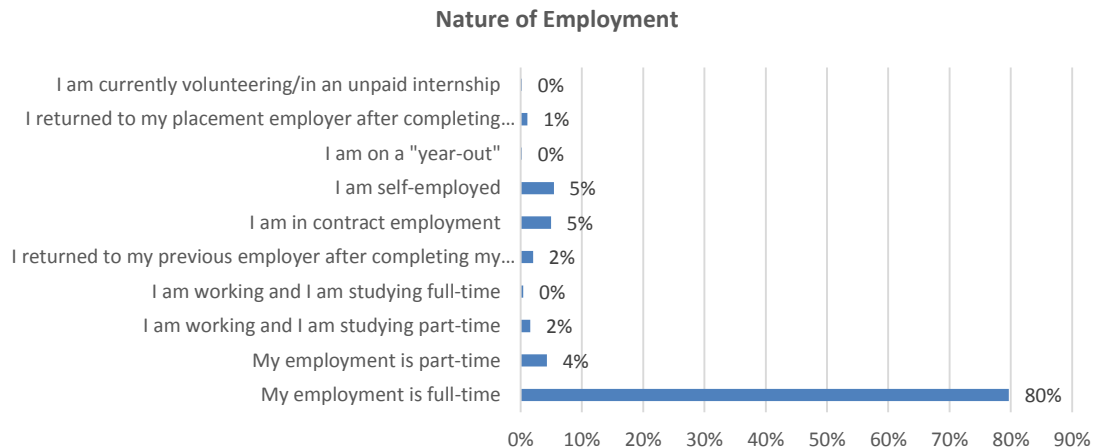


- Limerick Institute of Technology continues to produce graduates who enter the local and regional economy and gain employment within the Mid-West region. (Limerick, Clare & Tipperary). The highest proportion of graduates, at 62%, remained in the region. This figure has recovered considerably in recent years spurred on by new employers such as Uber and Regeneron opening in the region.
- Only 13% of graduates have sourced employment in Dublin, reflecting the opportunities, cost of living and lifestyle preferences of graduates.



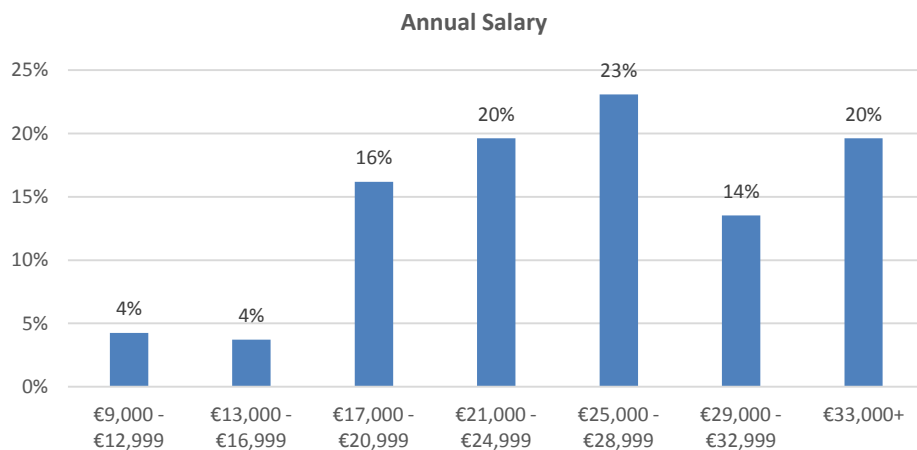
- This year saw a continued fall in the number of graduates employed overseas to a low of 4%. This is the lowest number in recent years.

2.3 Nature of Employment



- 80% of LIT graduates are in full-time employment. For a number of years, a high proportion of graduates were deemed to be “under-employed” in part-time, contract employment but we have seen good recovery in this area, up almost 30% in three years.
- 4% of those in employment are in part-time employment, down considerably from recent years.
- 5% of Graduates are self-employed and this is across all disciplines with the largest proportion continuing to be Art & Design graduates at 26%.

2.4 Salaries



- 56% of LIT Graduates are earning in excess of €25k per annum. The national average reported by the *gradIreland Graduate Salary & Recruitment Trends Survey 2016* in 2015/16 is €28,461.
- 1 in 5 graduates are earning over €33k per annum with the greatest salaries in Science, Engineering & Technology.
- Not all graduates provide salary information



3.0 School of Art & Design

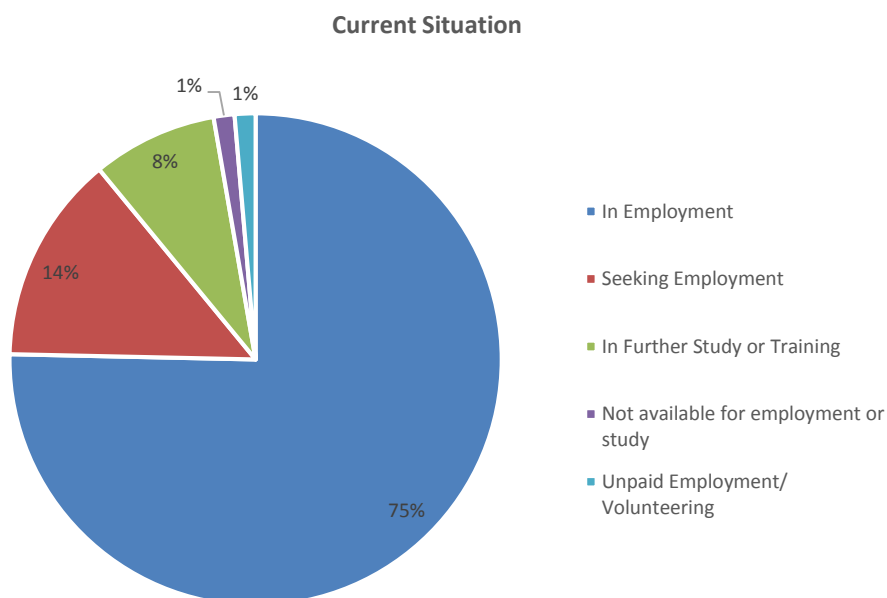
3.0.1 Introduction

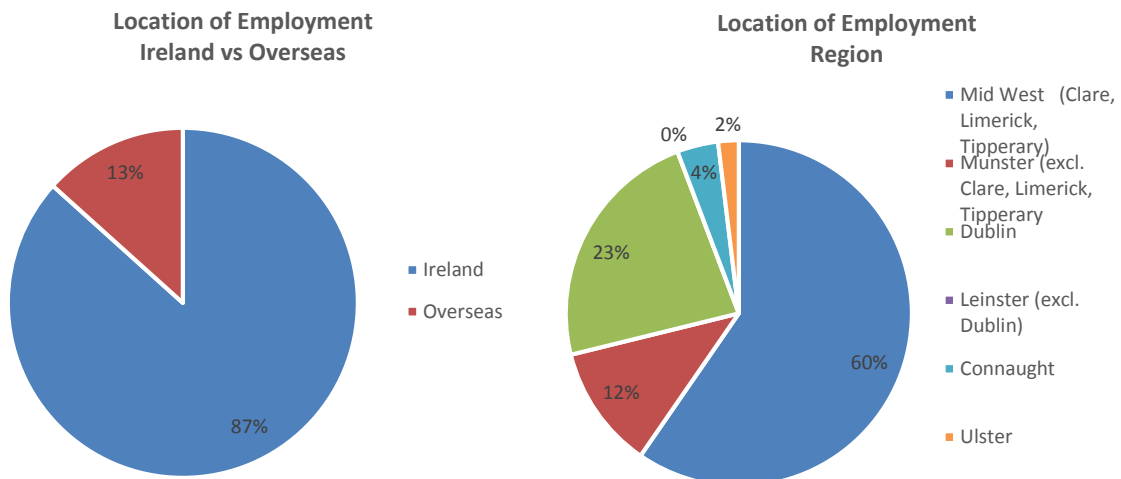
The following report presents detailed information on the First Destinations of Limerick Institute of Technology, School of Art & Design graduates of 2015.

The results from the School of Art & Design reflect the employment and further study patterns of 151 graduates of full-time Honours Degree (Level 8) programmes. The rate of response was 47%.

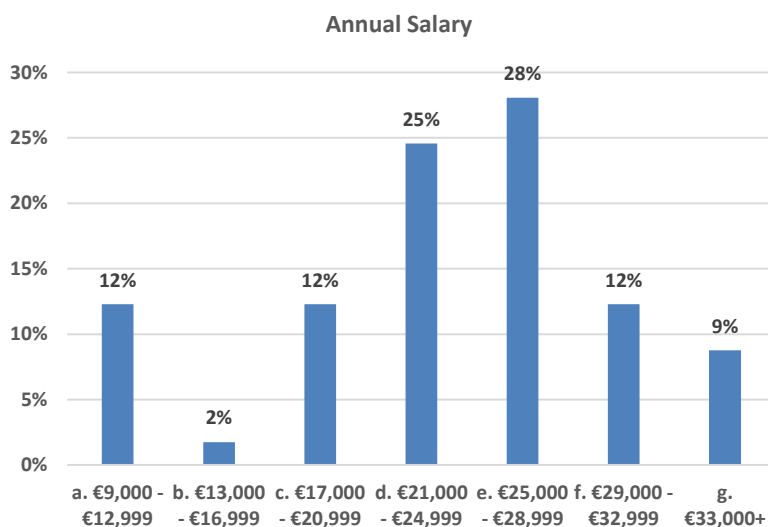
3.0.2 Overview of Results

- 75% of graduates of programmes within LSAD are in employment nine months after graduation.
- The number of graduates pursuing further study has fallen from 17% in 2014 to 8% amongst the Class of 2015.
- 14% of graduates were seeking employment at the time of the survey.
- Only 1% of graduates are in unpaid/voluntary employment, down from 7% last year.



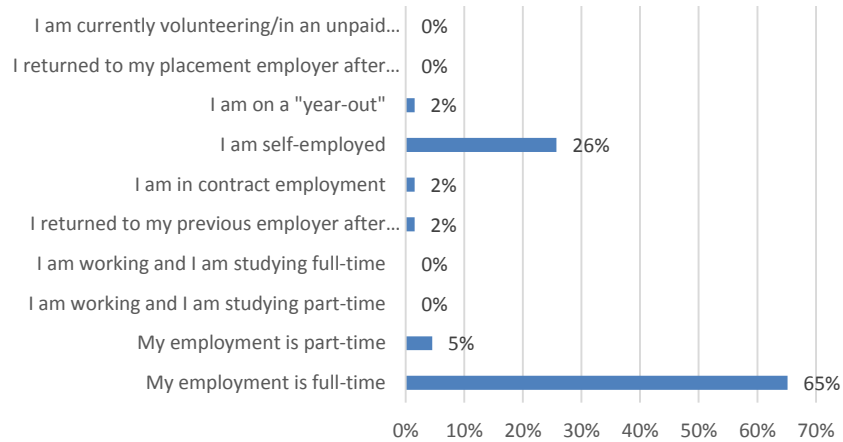


- 87% of LIT graduates from the School of Art & Design have remained in Ireland, while 13% have sought work overseas. This includes the US, UK and within Europe. Of those who remained in Ireland over 60% remained in the Mid-West/Munster region while a further 23% were located in Dublin.



- Starting salaries of graduates of the School of Art & Design vary considerably with only 65% of graduates in full-time employment. Over 70% of graduates are earning in excess of €21k per annum. A record 26% of graduates are self-employed, continuing the entrepreneurial tradition of the Art & Design graduate.

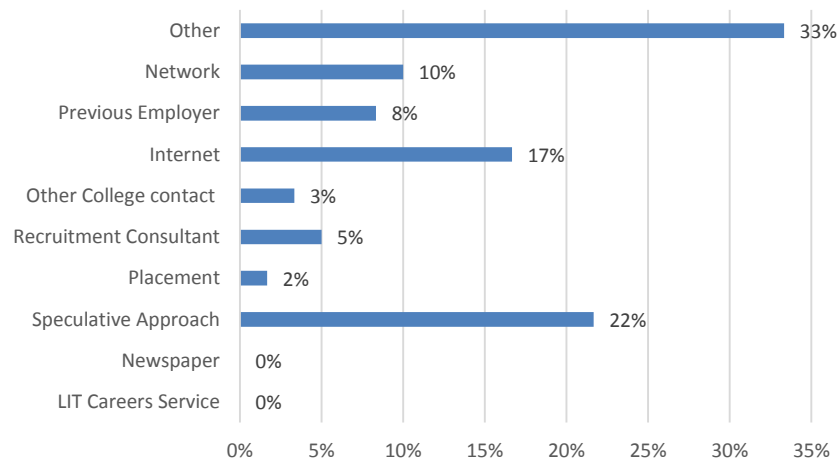
Nature of Employment



3.0.3 How do graduates source employment?

For graduates of the Faculty of Art & Design, 33% responded other with many of these self-employed. After that, speculative approaches to employers and using the internet are the most popular ways to source employment.

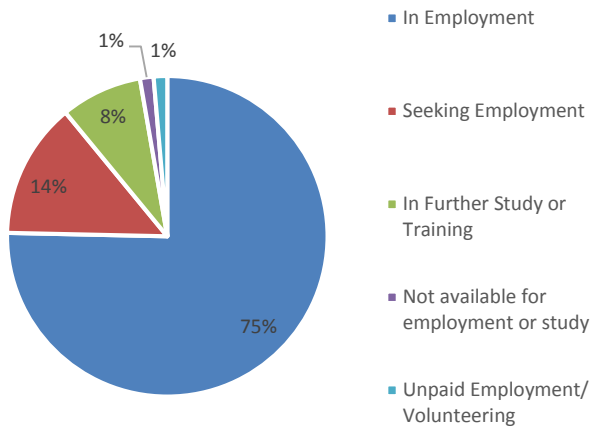
Source of Employment



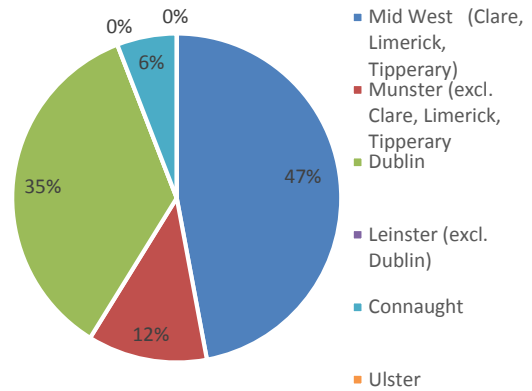
Findings by Department & Programme

3.1.0 Department of Design

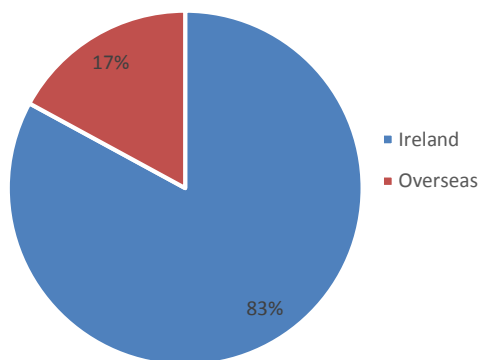
Current Situation



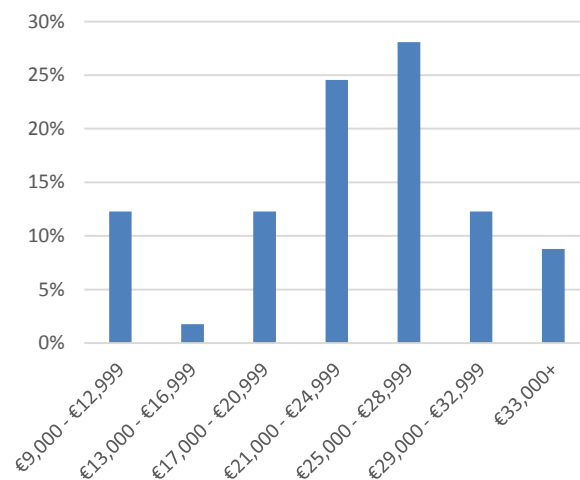
Location of Employment Region



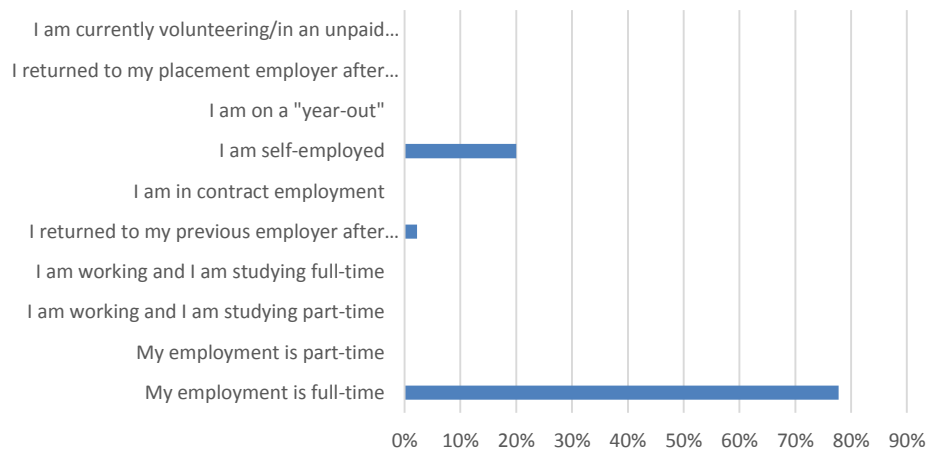
Location of Employment Ireland vs Overseas



Salaries

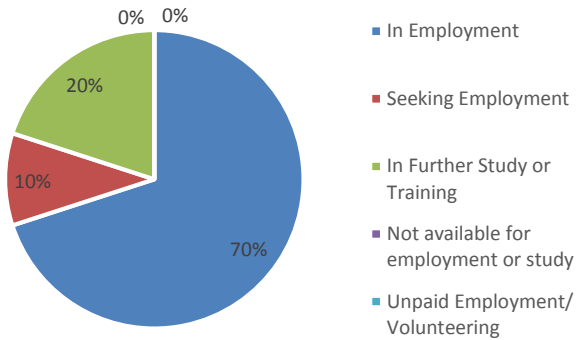


Nature of Employment

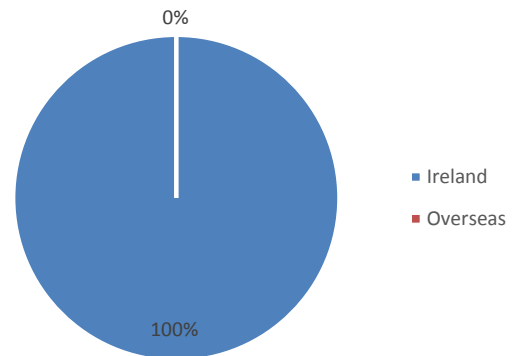


3.1.1 Bachelor of Arts (Honours) in Design (Ceramics)

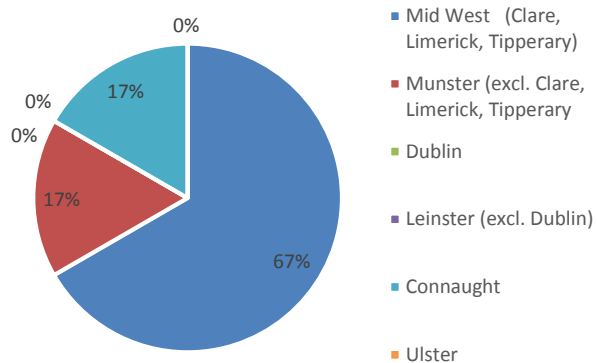
Current Situation



Location of Employment
Ireland vs Overseas



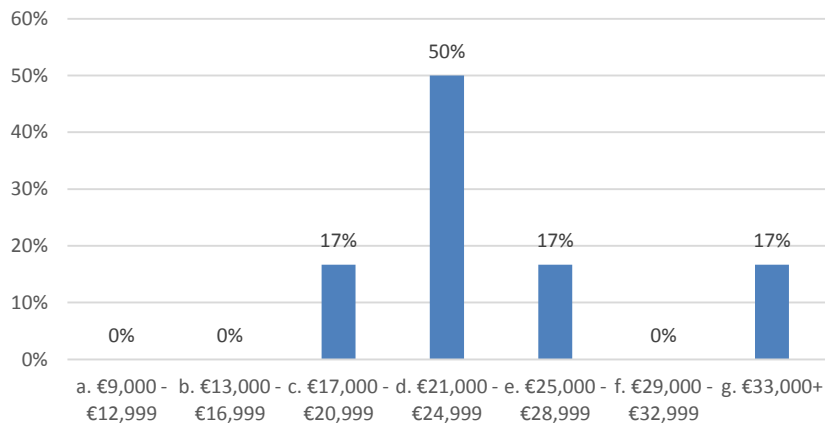
Location of Employment
Region



Employers Include:
Connemara Art Link
Self-Employment

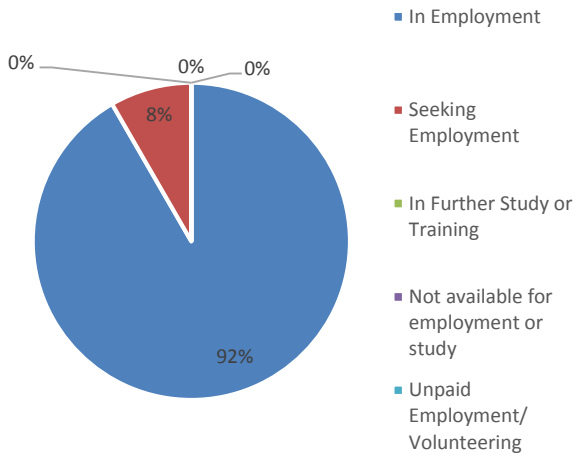
Job Titles Include:
Potter
Artist
Ceramicist

Annual Salary

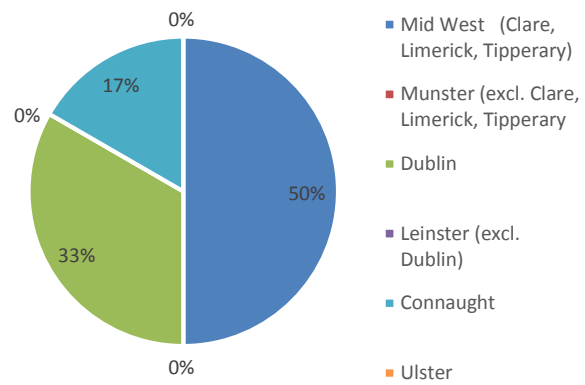


3.1.2 Bachelor of Arts (Honours) in Design (Fashion)

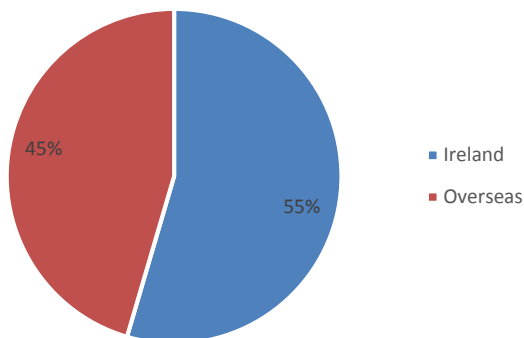
Current Situation



Location of Employment Region



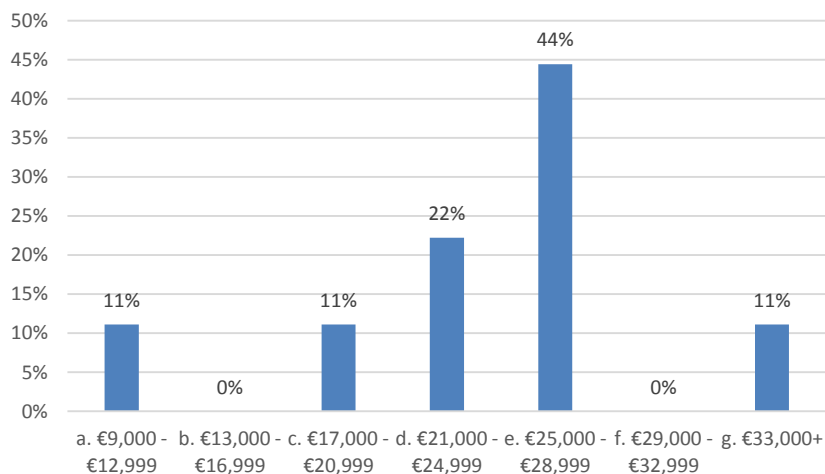
Location of Employment Ireland vs Overseas



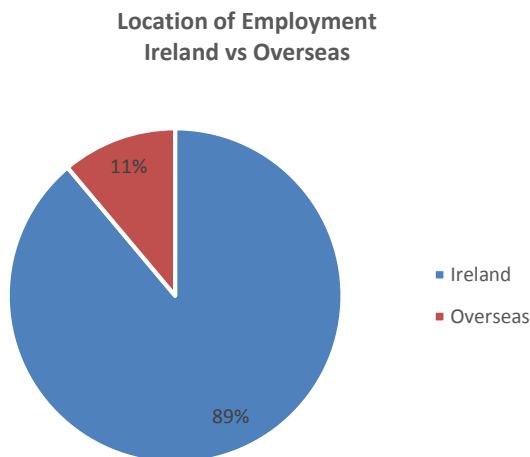
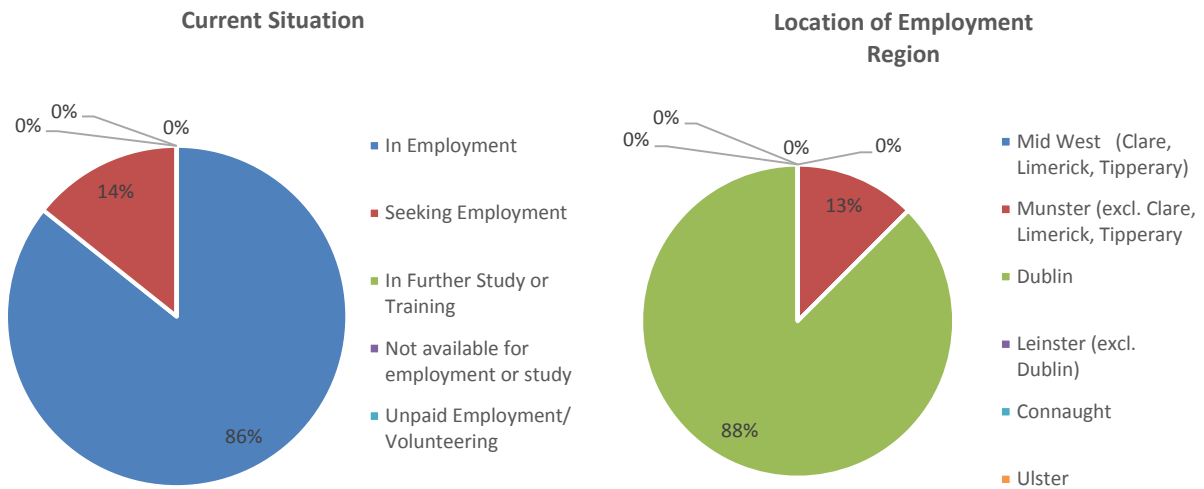
Employers Include:
Sharon Wauchob Clothing
Dearbhaile Joyce Designs
Eugenia Kim
Vilebrequin

Job Titles Include:
Fashion Designer
Technical Design Assistant
Studio Assistant

Annual Salary

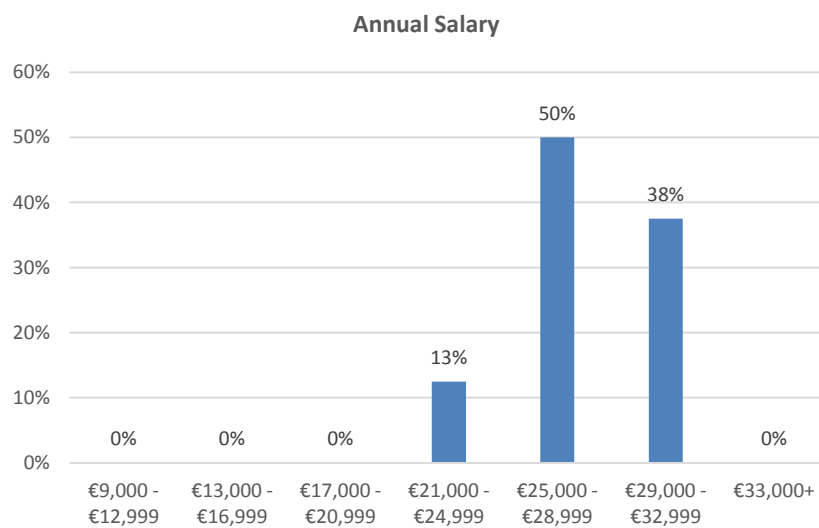


3.1.3 Bachelor of Arts (Honours) in Design (Visual Communications)



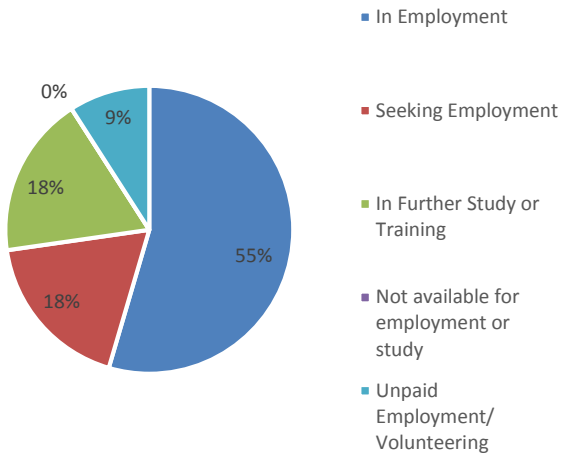
Employers Include:
IBM
Zero-G
Reads Design & Print

Job Titles Include:
Graphic Designer
Junior Graphic Designer

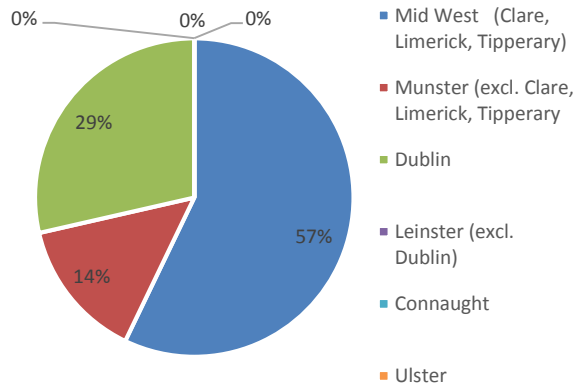


3.1.4 B.Sc. (Honours) in Creative Multimedia

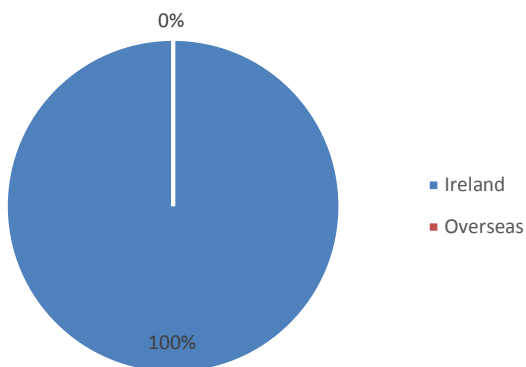
Current Situation



Location of Employment Region



Location of Employment Ireland vs Overseas



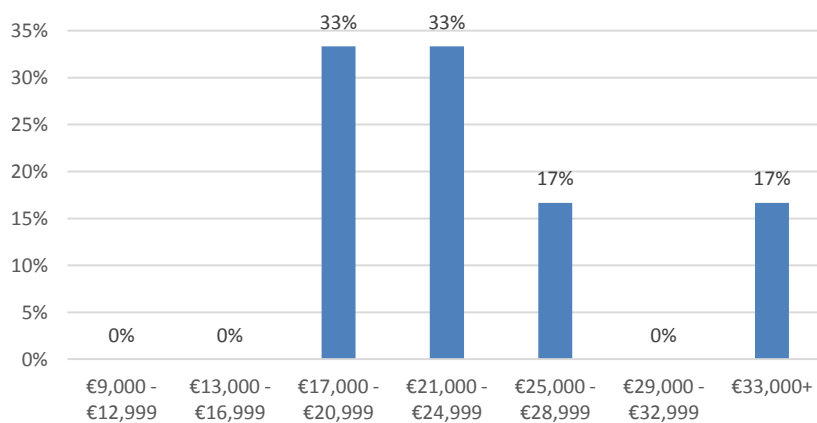
Employers Include:

Red Hat
WHPR Media
Fusion Media

Job Titles Include:

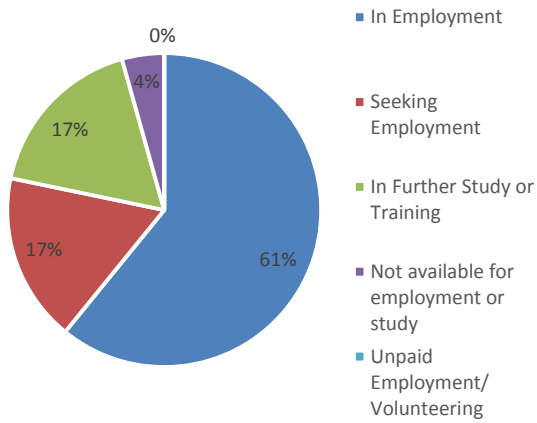
Graphic & Web Designer
Motion Graphics Intern
Digital Media Developer

Annual Salary

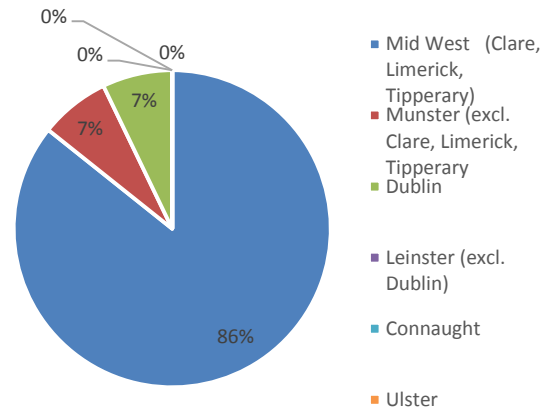


3.2.0 Department of Fine Art

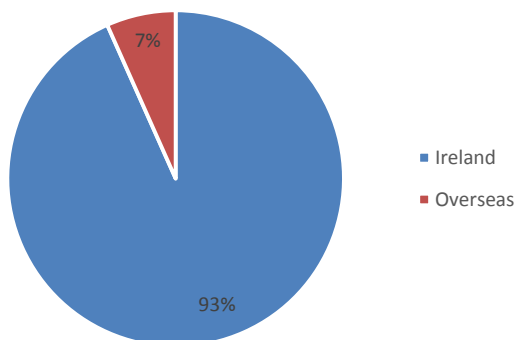
Current Situation



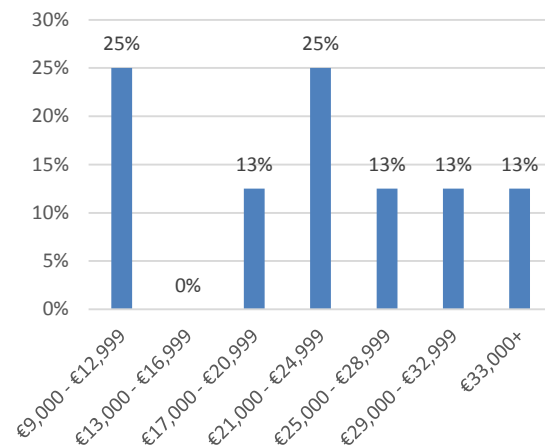
Location of Employment Region



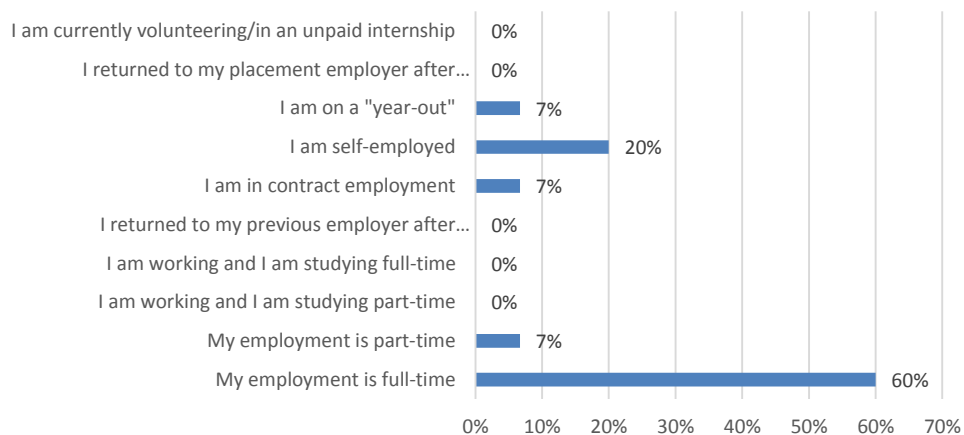
Location of Employment Ireland vs Overseas



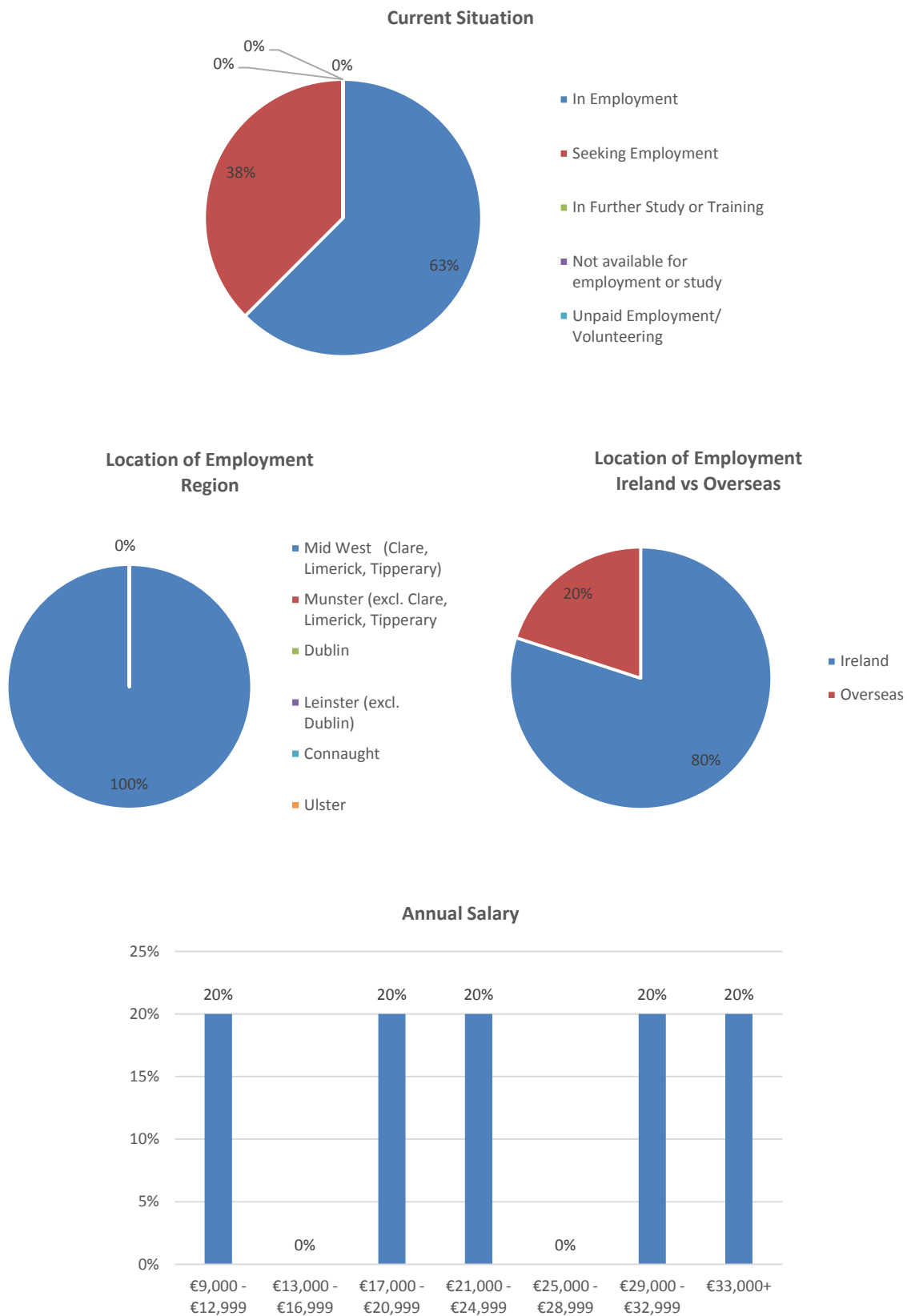
Annual Salary



Nature of Employment

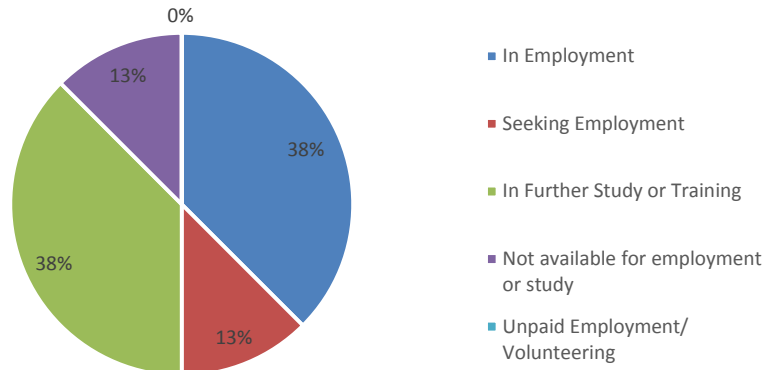


3.2.1 Bachelor of Arts (Honours) in Fine Art (Printmaking)

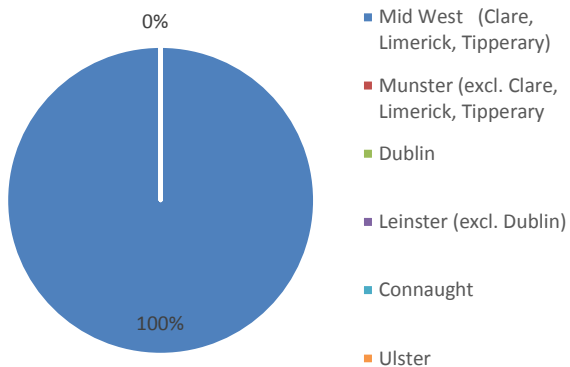


3.2.2 Bachelor of Arts (Honours) in Fine Art (Painting)

Current Situation



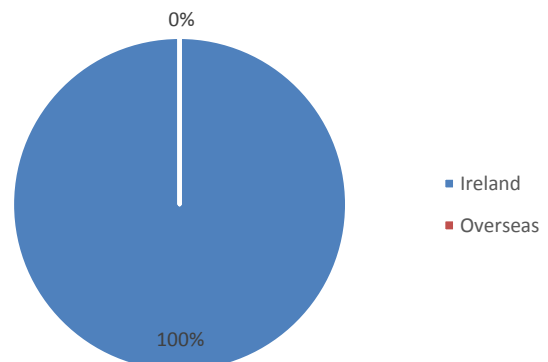
**Location of Employment
Region**



Employers Include:
Ormston House
Mid West Spina Bifida
Self-Employed

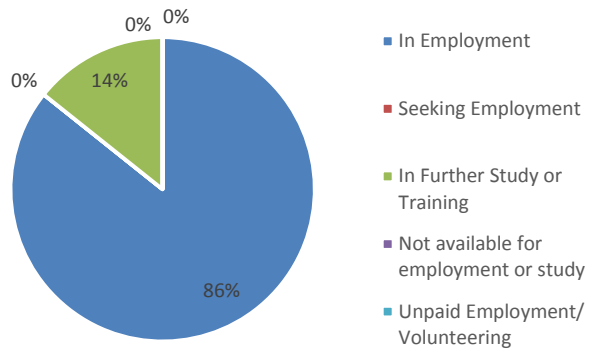
Job Titles Include:
Gallery Co-Director
Art teacher
Artist

**Location of Employment
Ireland vs Overseas**

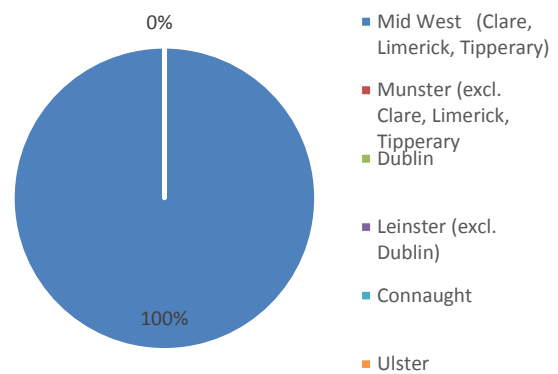


3.2.3 Bachelor of Arts (Honours) in Fine Art (Sculpture & Combined Media)

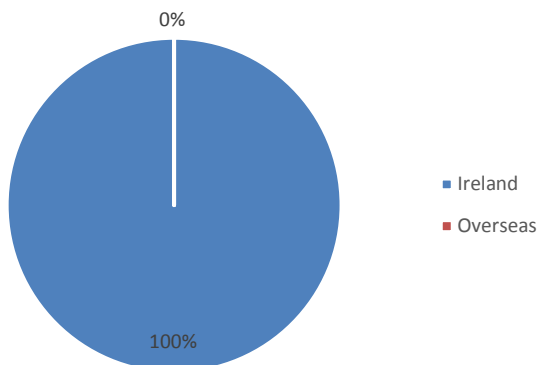
Current Situation



Location of Employment Region



Location of Employment Ireland vs Overseas



Employers Include:
Lime Tree Theatre
LSAD Students Union
Self-Employed

Job Titles Include:
Marketing Assistant
Artist
SU President

Annual Salary





4.0 Faculty of Applied Science, Engineering & Technology

4.0.1 Introduction

This report presents detailed information on the First Destinations of Limerick Institute of Technology, Faculty of Applied Science, Engineering & Technology Graduates of 2015.

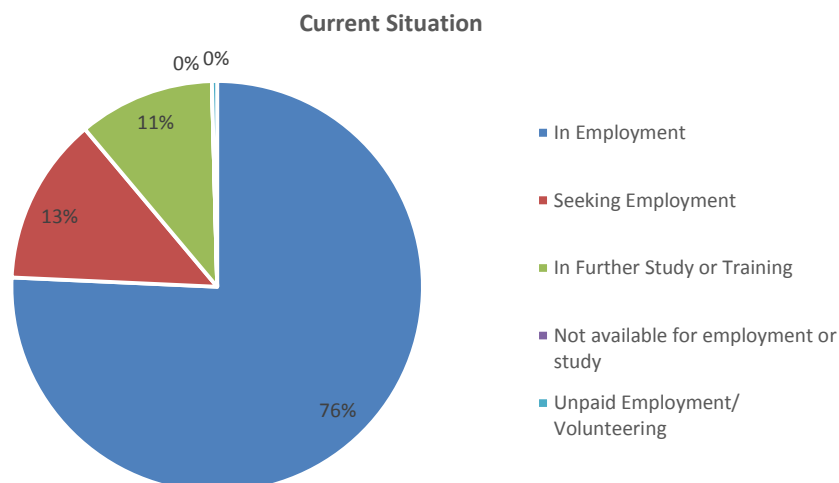
The results from the Faculty reflect the employment and further study patterns of 450 graduates of full-time Higher Certificate (Level 6), Bachelor Degree (Level 7) and Honours Degree (Level 8) programmes. The rate of response was 47%, an increase on recent years.

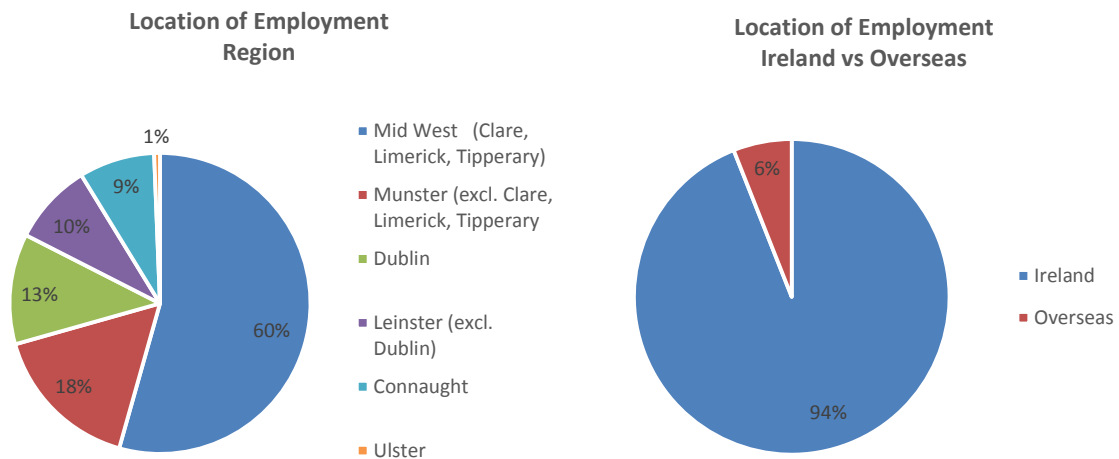
LIT is responding effectively to the evolving jobs market in the region with graduates of LIT well represented in companies such as Regeneron, Uber, Dell, Analog, Vision Care Ireland Ltd., & Optel Vision. In fact, a large majority of the B.Sc. (Hons.) Bioanalysis & Bio-technology 2015 graduates were hired by Regeneron here in Limerick. A testament to the employability of these graduates and the Institutes responsiveness to the regional employment market.

Nationally, LIT graduates have secured employment with key players such as Intel, Amazon, Glanbia, SAP, JJ Rhatigans, L&M Keating and more.

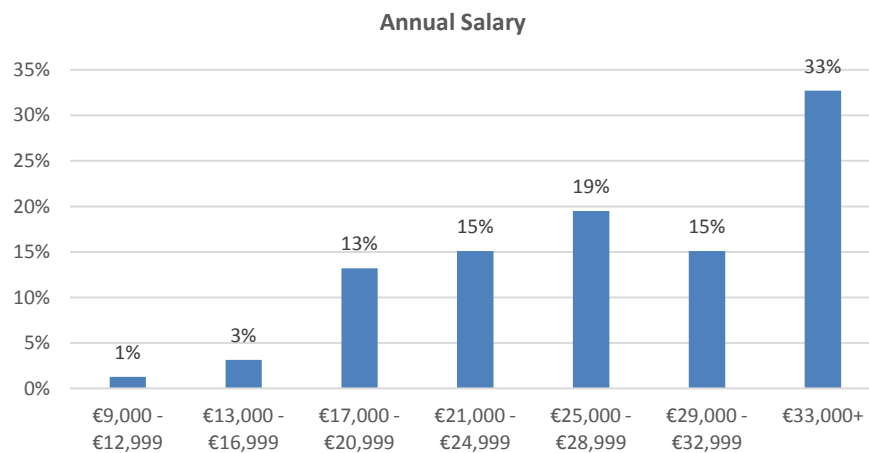
4.0.2 Overview of Results

- 76% of graduates of courses within the Faculty are in employment.
- 13% of graduates were seeking employment, this figure has increased on recent years.
- 12% of graduates are in Further Study, this number is climbing again having levelled out with the introduction of Level 8 programmes. This figure is helped considerably by 41% of the Higher Certificate in Agricultural Mechanisation graduates pursuing further study.
- No students are undertaking unpaid employment or internships from the Faculty of Applied Science, Engineering & Technology.

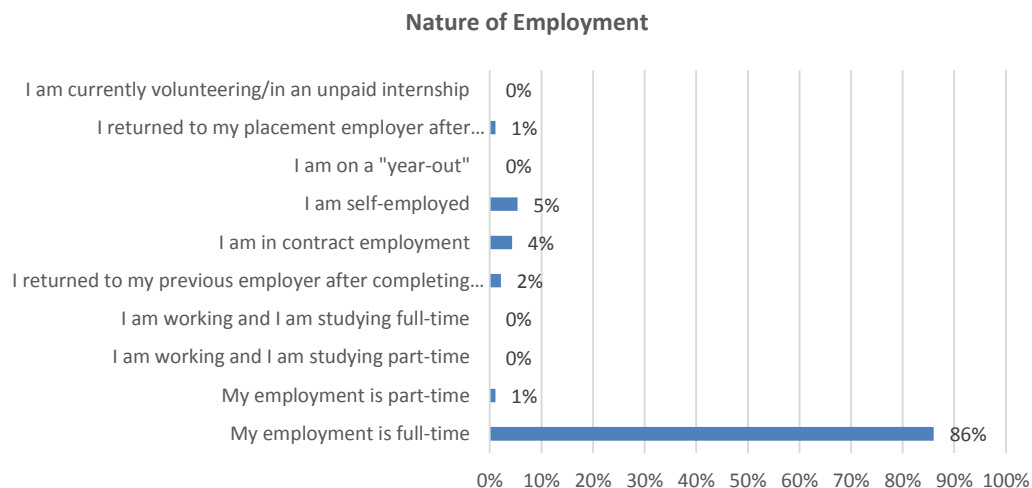




- The majority of graduates have remained in Ireland 94%, 6% overseas.
- 60% graduates in the Mid-West but well represented nationally

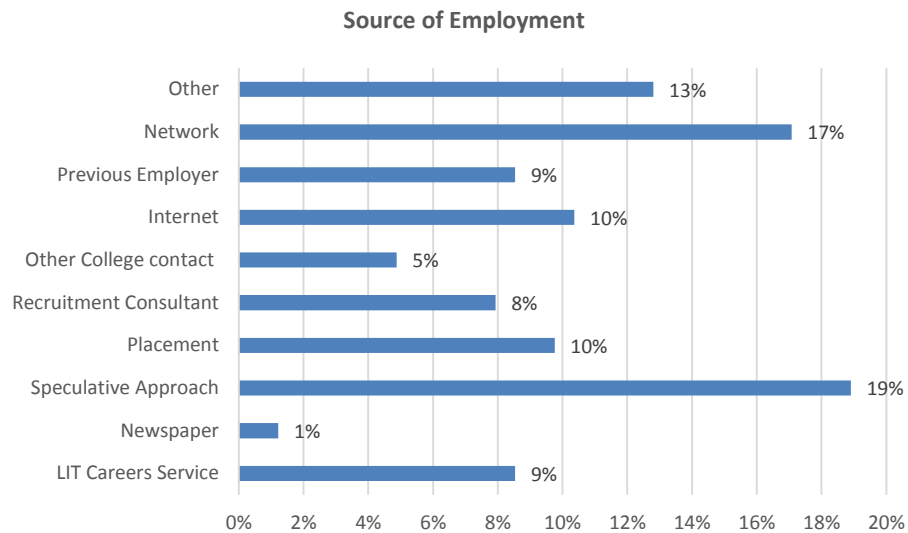


- Of those who have secured employment from the Faculty of Applied Science, Engineering & Technology a third are earning in excess of €33k per annum and two thirds are earning more than €25k. 86% of graduates are in full-time employment, 5% are self-employed.



4.0.3 How do Graduates source employment?

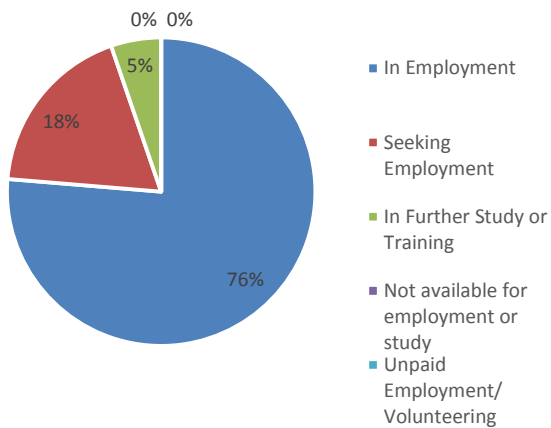
The power of a graduates own network and a proactive approach to job hunting is again evident with almost 40% of graduates using their network or a speculative approach to source employment.



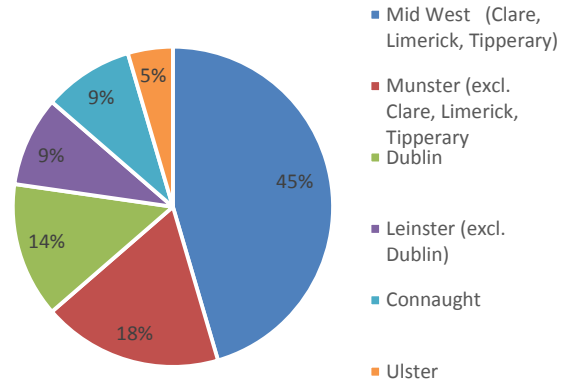
Findings by Department & Programme

4.1.0 Department of Built Environment

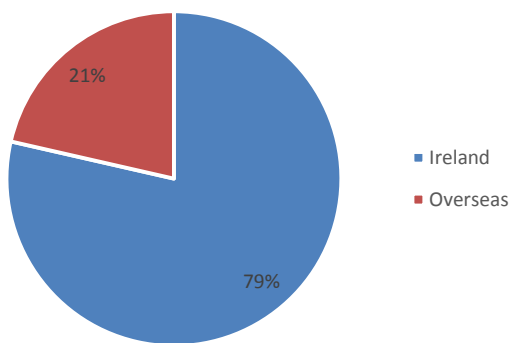
Current Situation



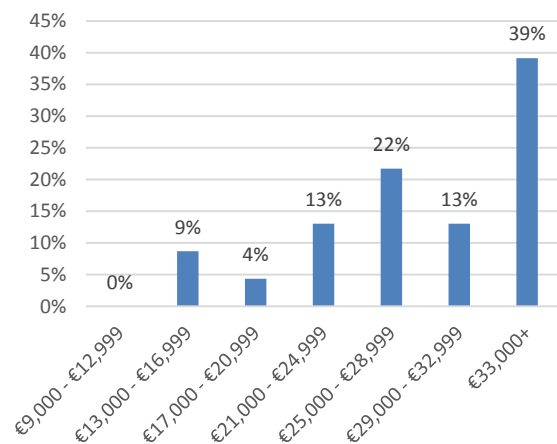
Location of Employment Region



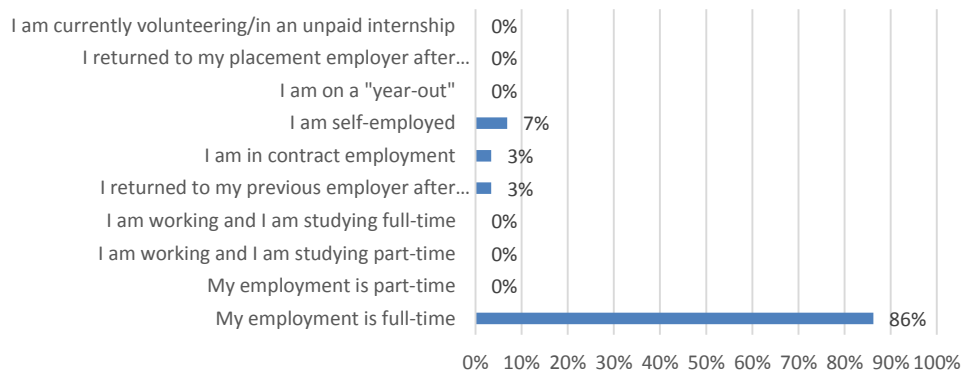
Location of Employment Ireland vs Overseas



Annual Salary

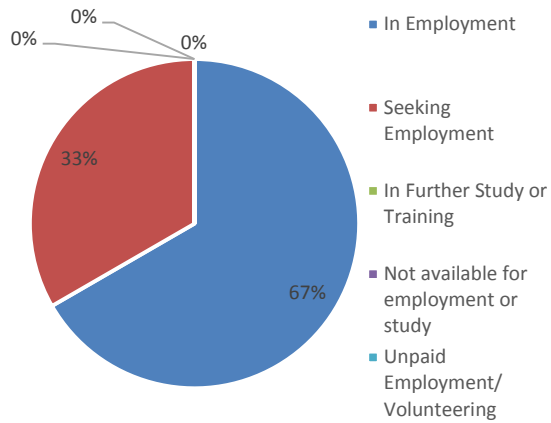


Nature of Employment

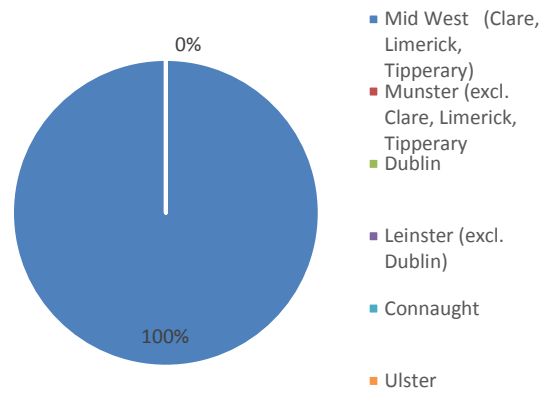


4.1.1 *B.Sc. (Hons) in Quantity Surveying*

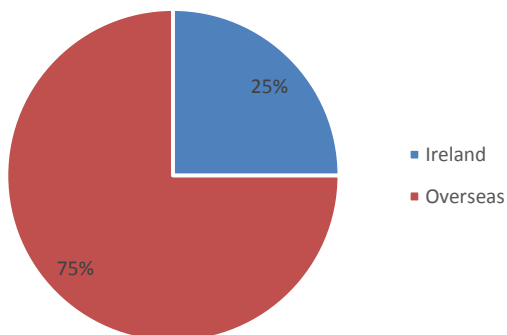
Current Situation



Location of Employment Region



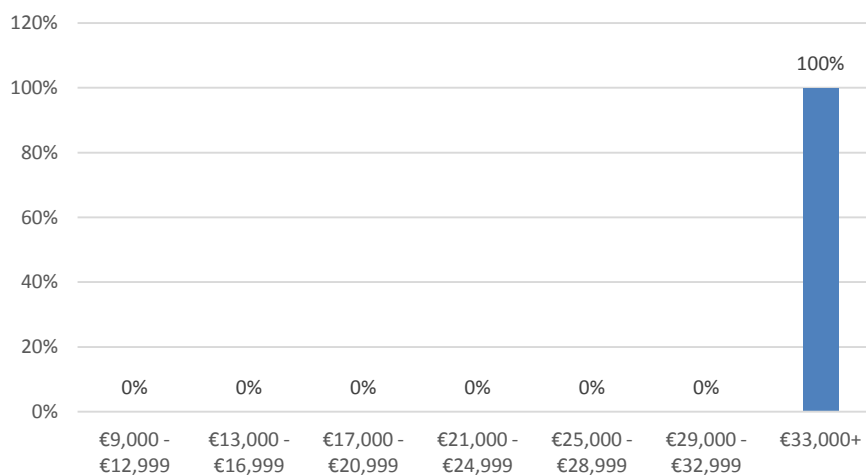
Location of Employment Ireland vs Overseas



Employers Include:
BAM
Bullet Groundworks Ltd
Apogee Design & Construction

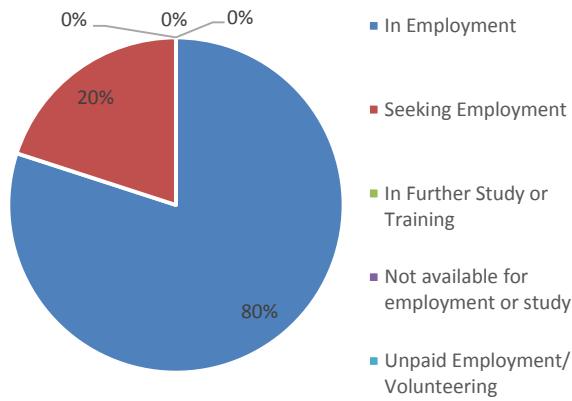
Job Titles Include:
Quantity Surveyor

Annual Salary

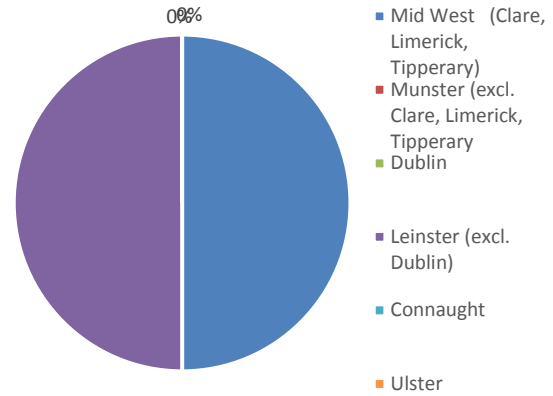


4.1.2 *B.Sc. (Hons) Construction Management*

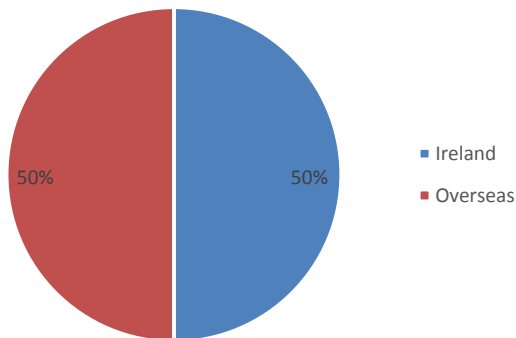
Current Situation



Location of Employment Region



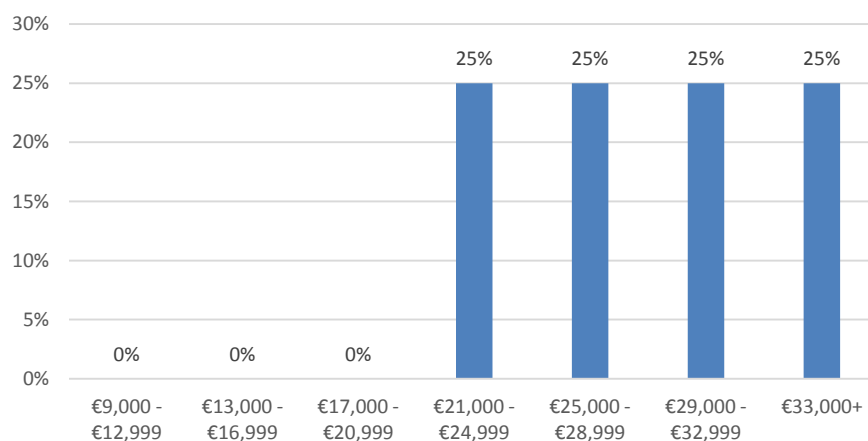
Location of Employment Ireland vs Overseas



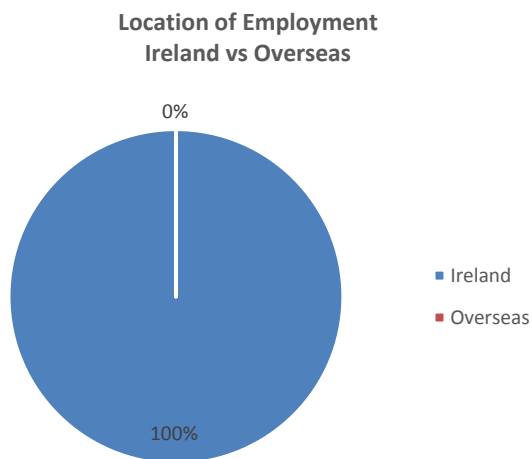
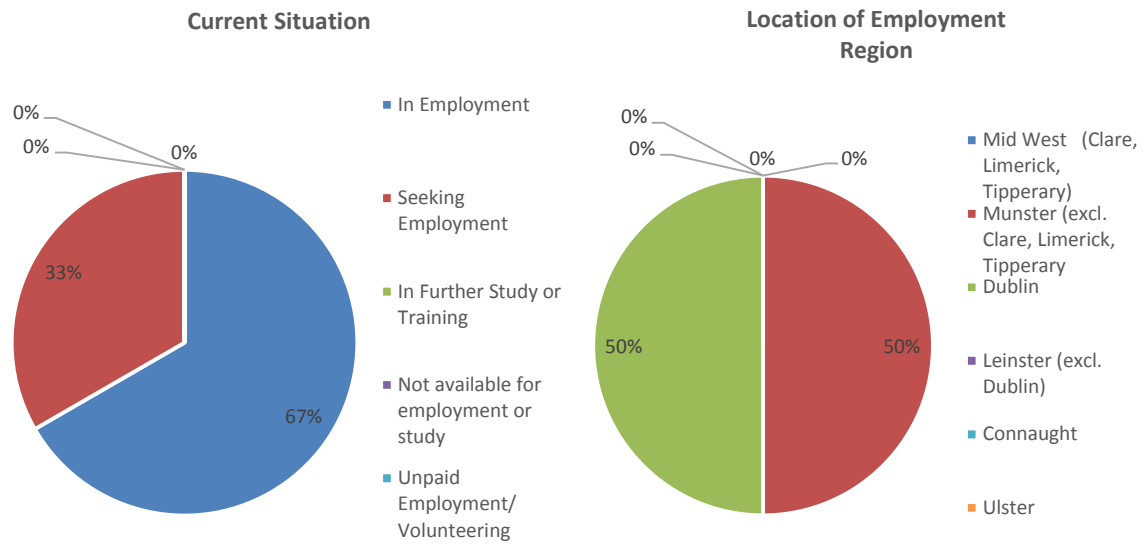
Employers Include:
John Sisk & Sons.
TCT Contractors

Job Titles Include:
Assistant Site Manager
Site Supervisor

Annual Salary

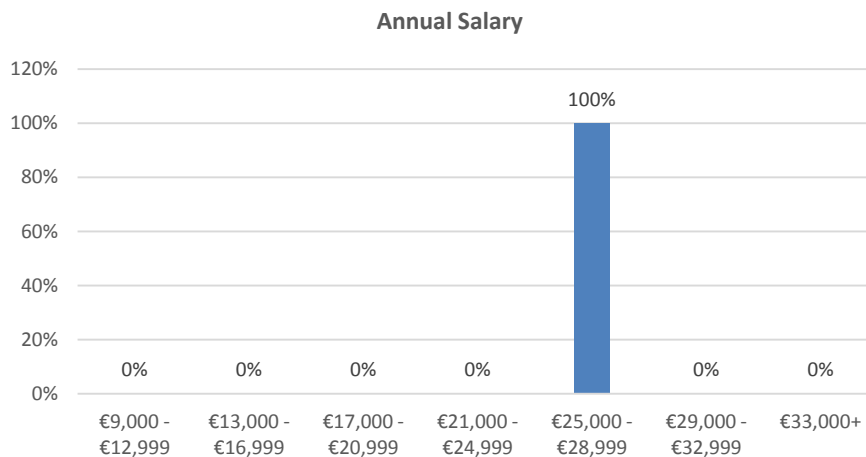


4.1.3 B.Sc. (Hons) Property Valuation & Management



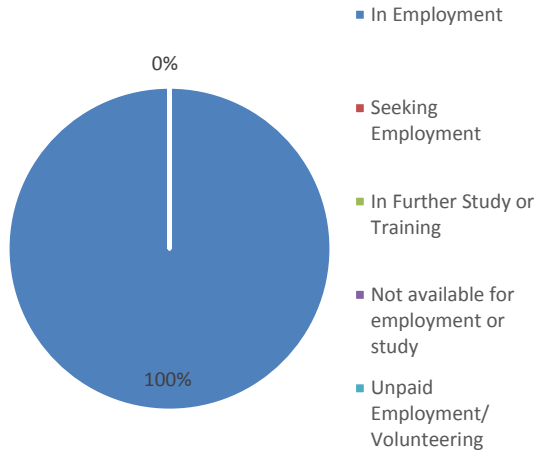
Employers Include:
Savills Commercial
Lisney

Job Titles Include:
Graduate Surveyor

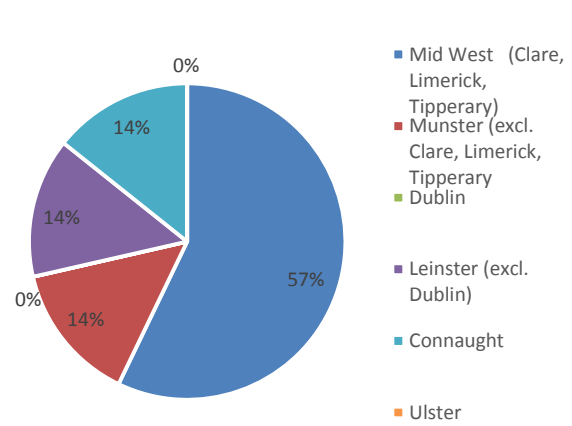


4.1.4 *B. Sc. (Hons) in Civil Engineering Management*

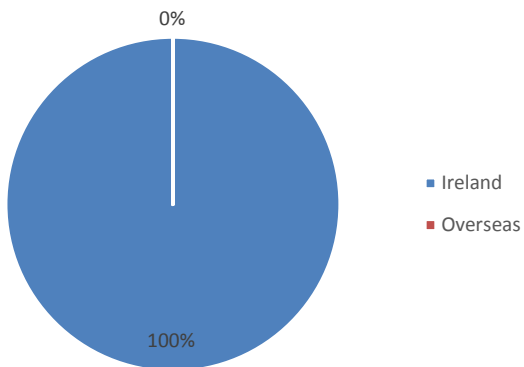
Current Situation



Location of Employment Region



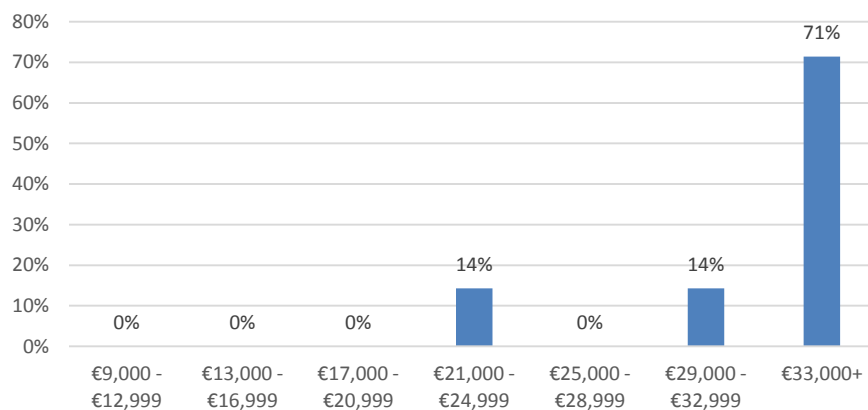
Location of Employment Ireland vs Overseas



Employers Include:
John Paul Construction
L&M Keating
JJ Rhatigan
Kerry County Council

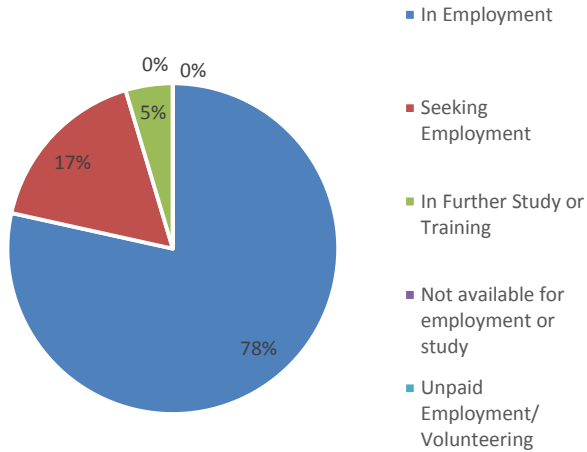
Job Titles Include:
Site Engineer
Assistant Engineer
Business Development Officer

Annual Salary

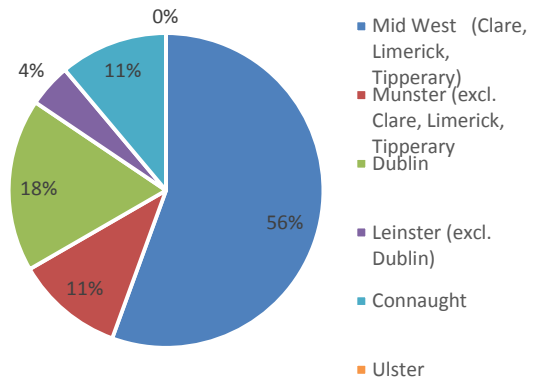


4.2.0 Department of Information Technology

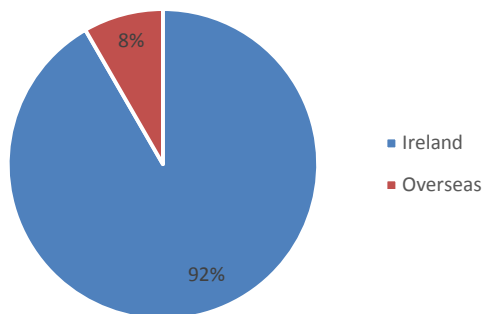
Current Situation



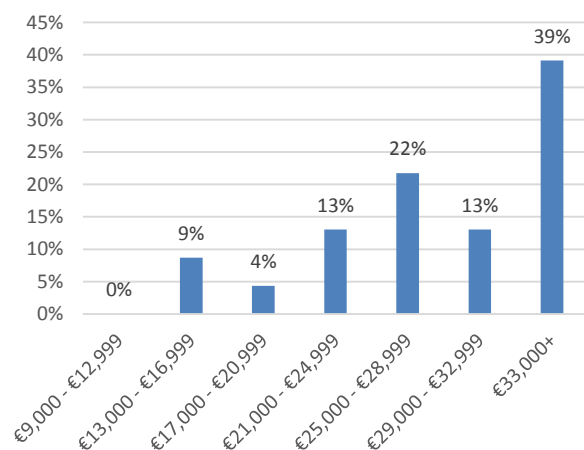
Location of Employment Region



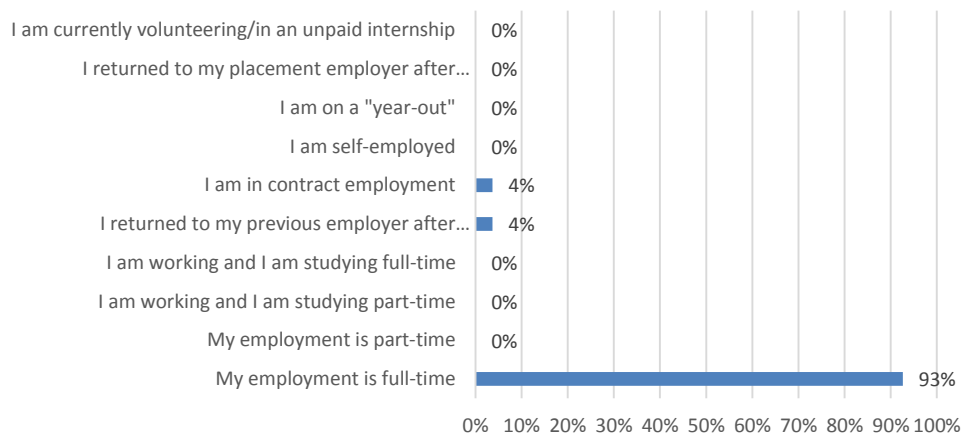
Location of Employment Ireland vs Overseas



Annual Salary

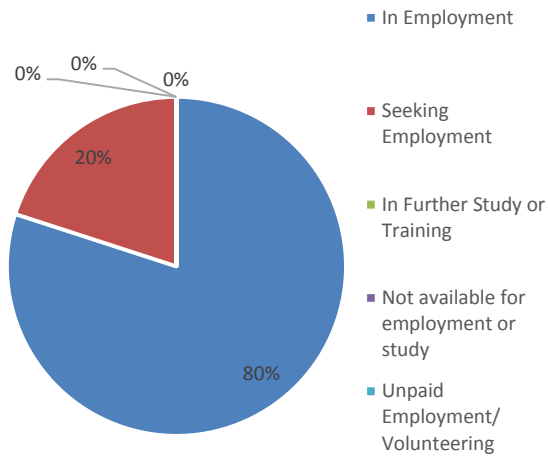


Nature of Employment

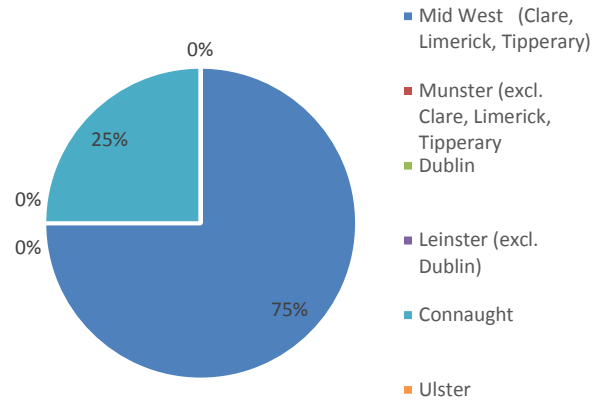


4.2.1 B.Sc. (Hons) Software Development

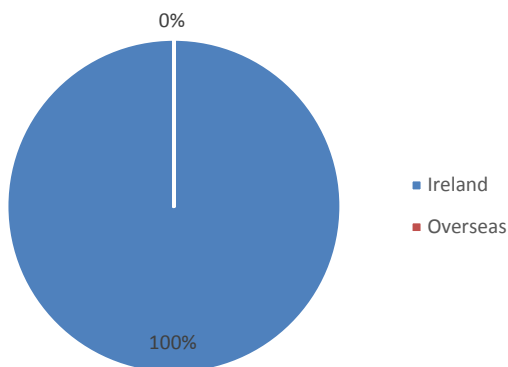
Current Situation



Location of Employment Region



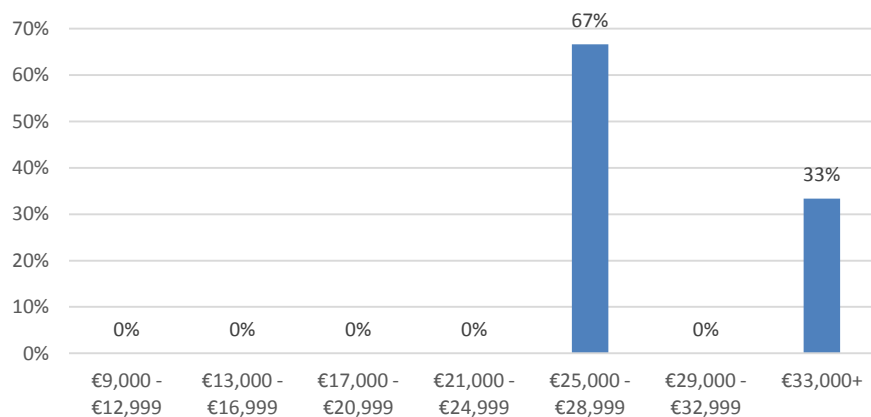
Location of Employment Ireland vs Overseas



Employers Include:
Dell
Avaya
Kemp Technologies

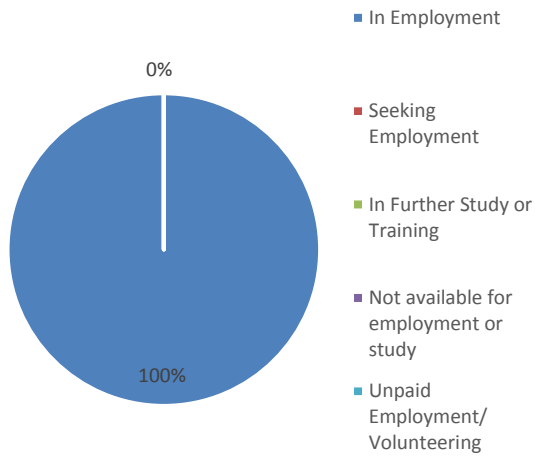
Job Titles Include:
Software Developer
Software Engineer
Software Development Analyst

Annual Salary

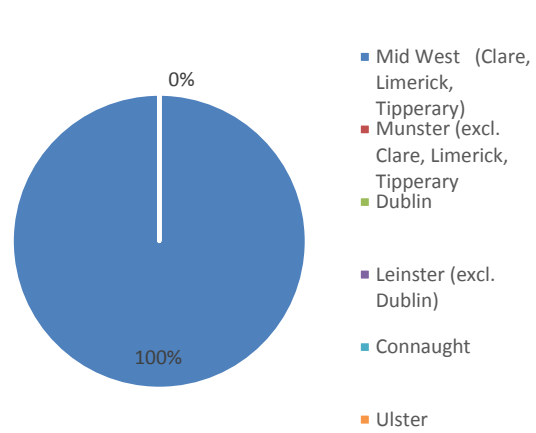


4.2.2 *B.Sc. (Hons) Multimedia Programming & Design*

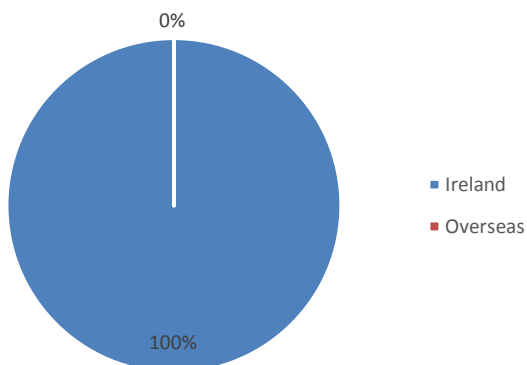
Current Situation



Location of Employment Region



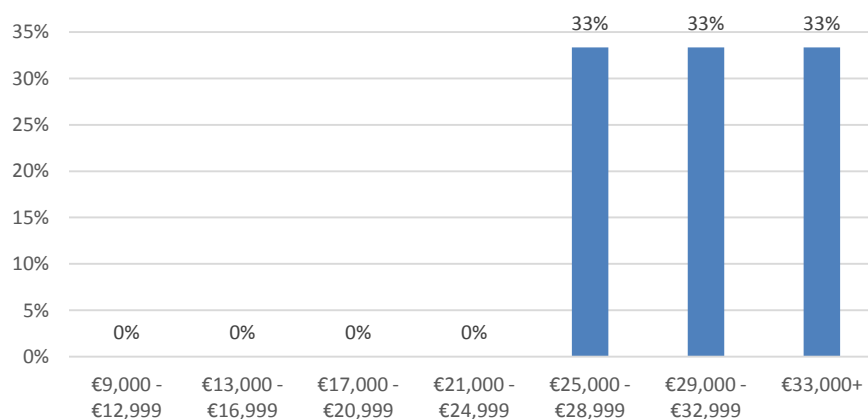
Location of Employment Ireland vs Overseas



Employers Include:
Dell
General Motors
Deveire

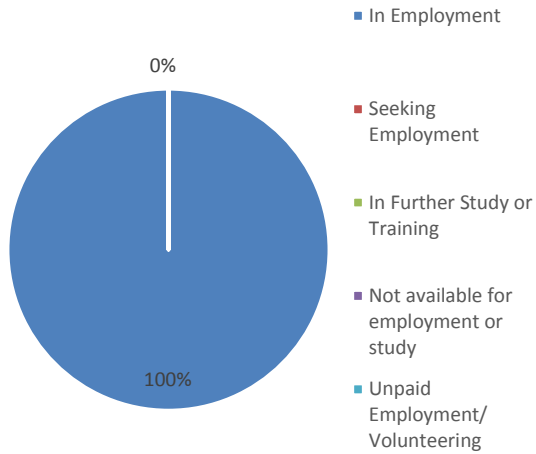
Job Titles Include:
Software Developer
Front End Developer
Application Programmer

Annual Salary

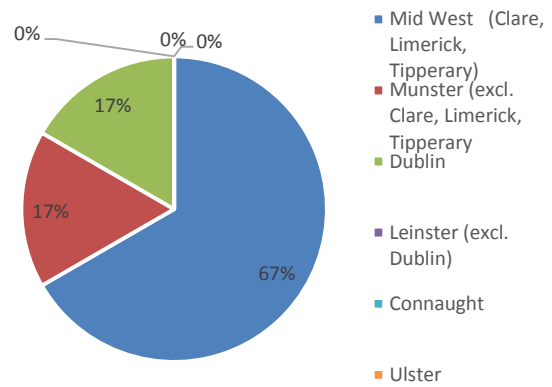


4.2.3 B.Bus. (Hons) Business Computing

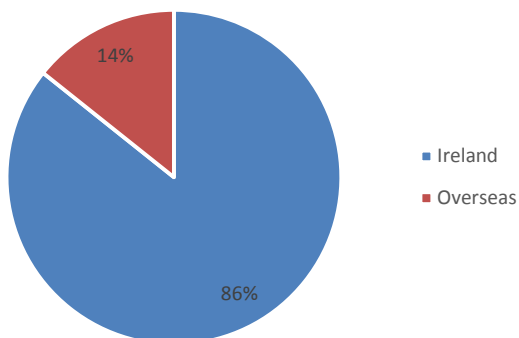
Current Situation



Location of Employment Region



Location of Employment Ireland vs Overseas



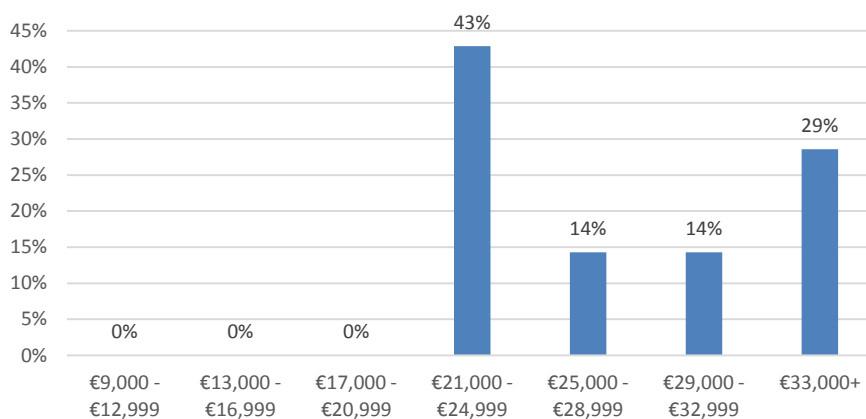
Employers Include:

Lufthansa Technik
GE Capital
SAP
BNY Mellon
Apple

Job Titles Include:

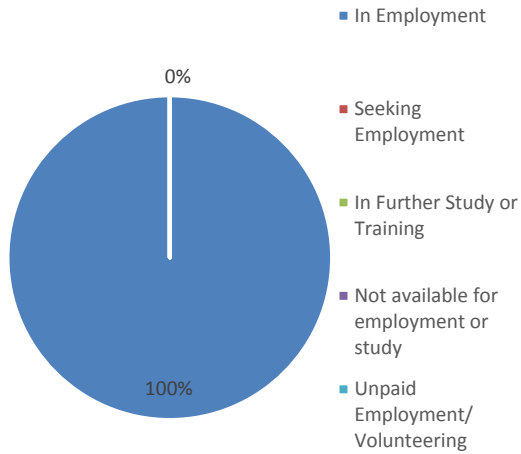
Applications Support
IT Support Engineer
Trustee Associate

Annual Salary

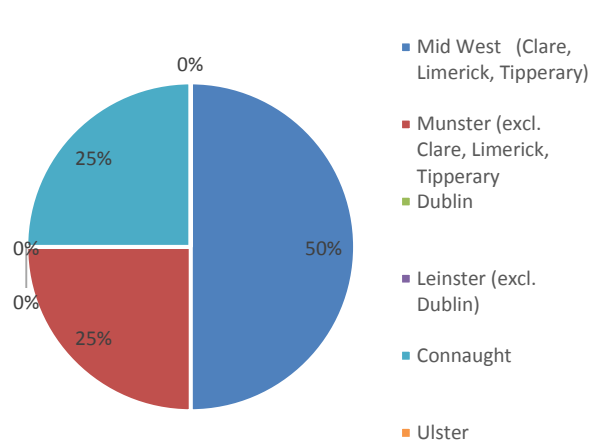


4.2.4 B.Bus. (Hons) Business Management Systems

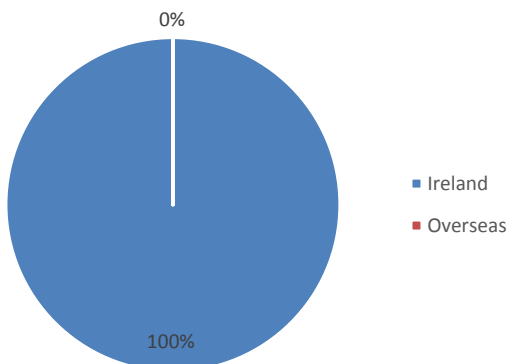
Current Situation



Location of Employment Region



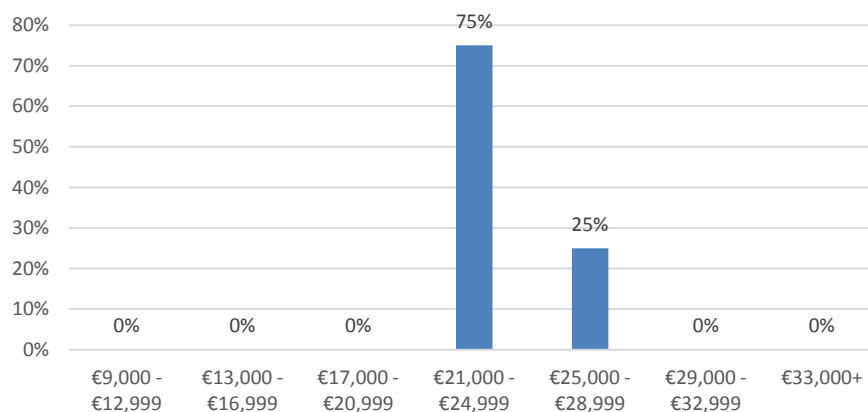
Location of Employment Ireland vs Overseas



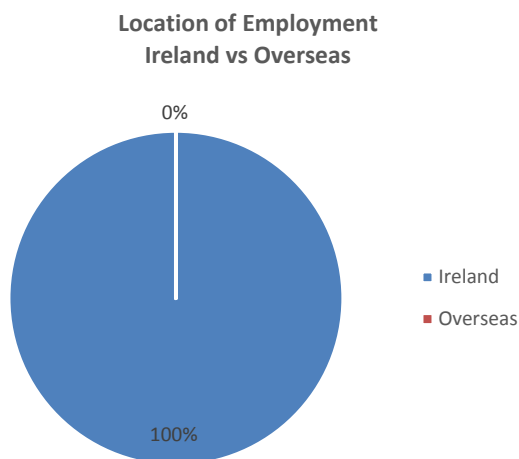
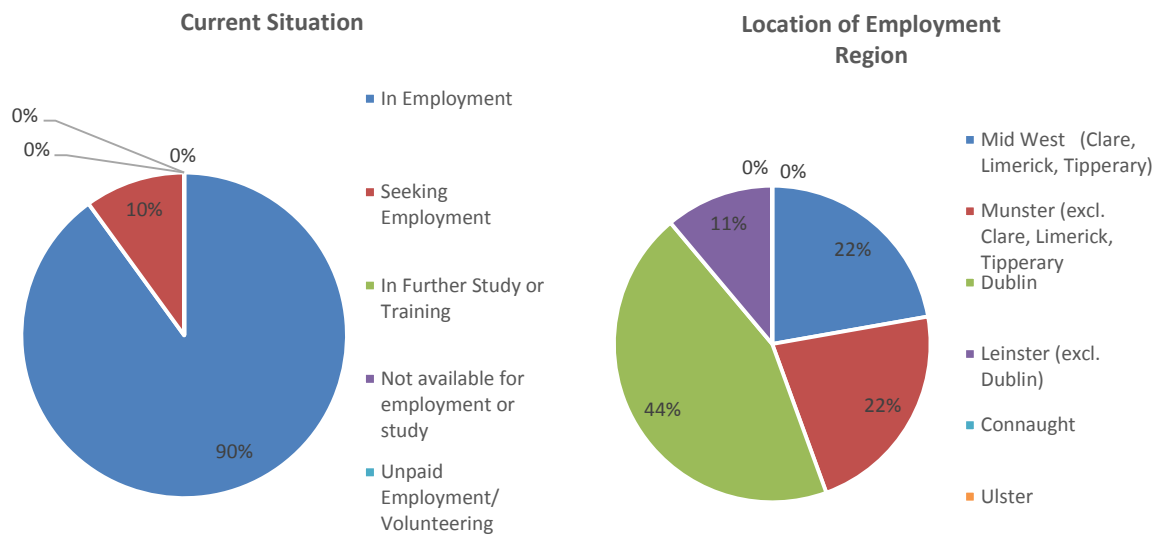
Employers Include:
Apple
Axa Partners

Job Titles Include:
Technical Support Specialist
Sales Advisor
Customer Solutions Advisor

Annual Salary

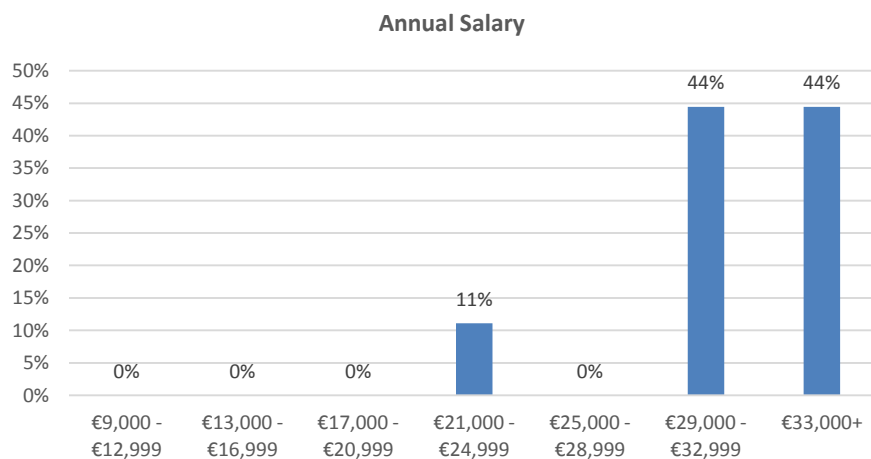


4.2.5 B.Sc. (Hons) Computer Network & Systems Management

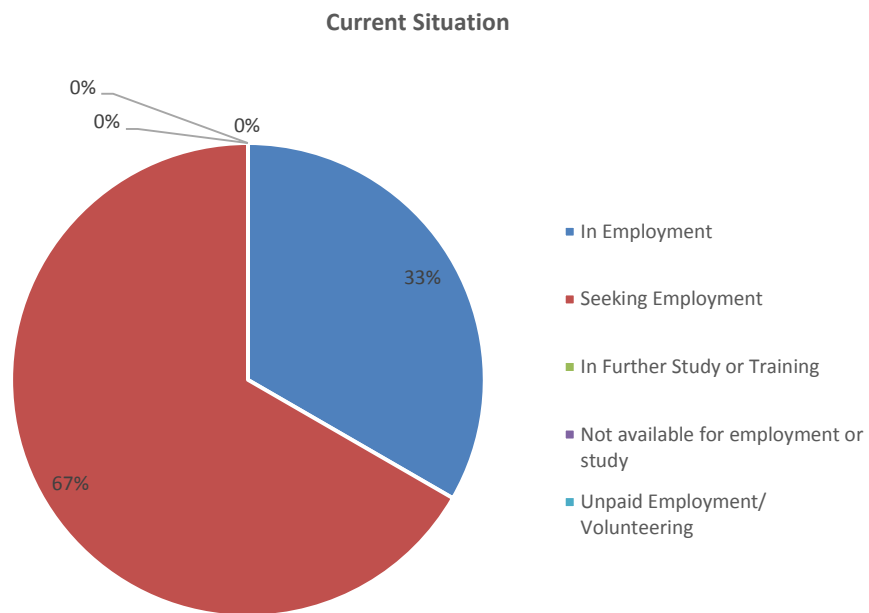


Employers Include:
Dell
Citrix Systems

Job Titles Include:
Technical Support Engineer
Network Engineer
Network Operations Engineer



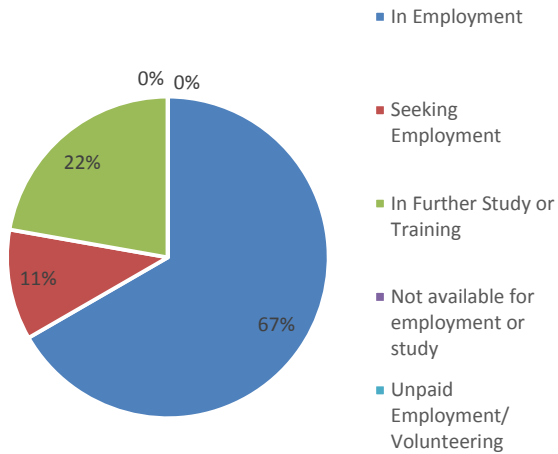
4.2.6 B.Sc. (Hons.) Internet Systems Development



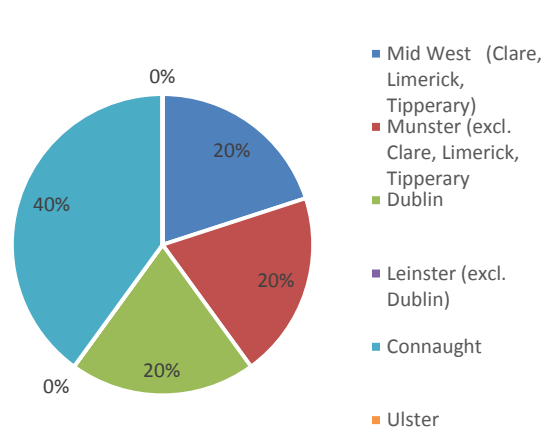
No further information provided

4.2.7 B.Sc. (Hons.) Games Design & Development

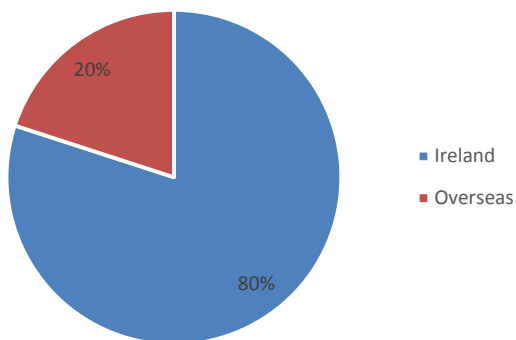
Current Situation



Location of Employment Region



Location of Employment Ireland vs Overseas



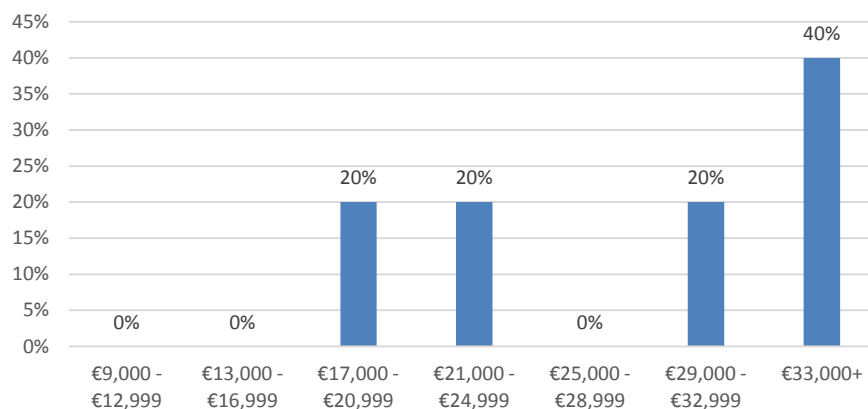
Employers Include:

Avaya
Gamesparks
IBM

Job Titles Include:

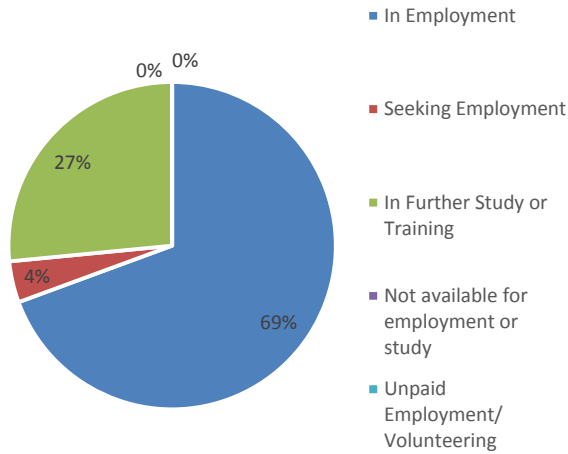
Software Engineer
Games Support Engineer
Junior Software Developer

Annual Salary

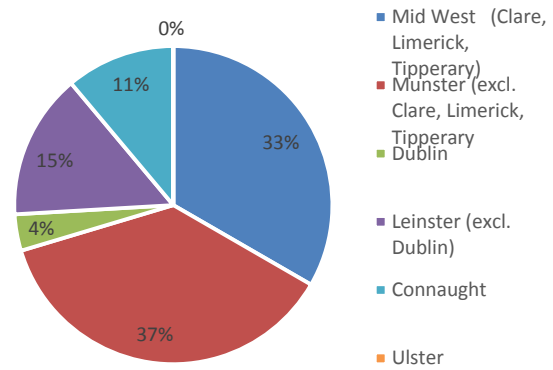


3.0 Department of Mechanical & Automobile Engineering

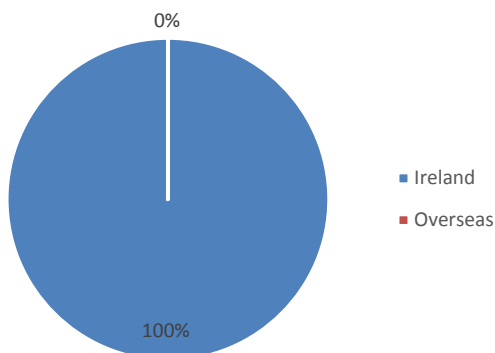
Current Situation



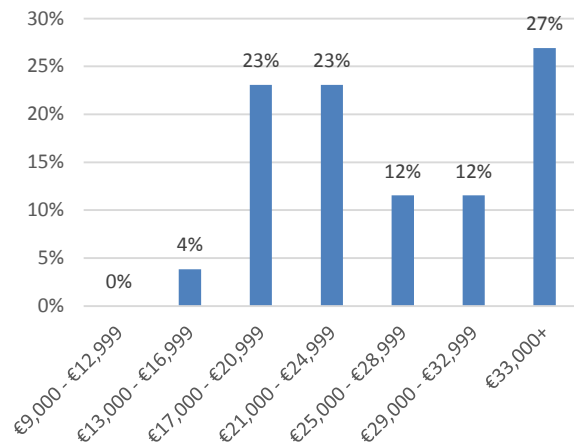
Location of Employment Region



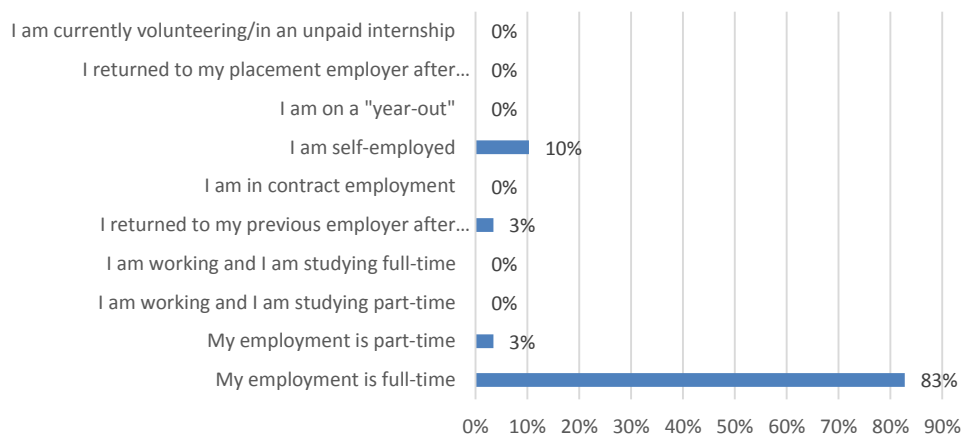
Location of Employment Ireland vs Overseas



Annual Salary

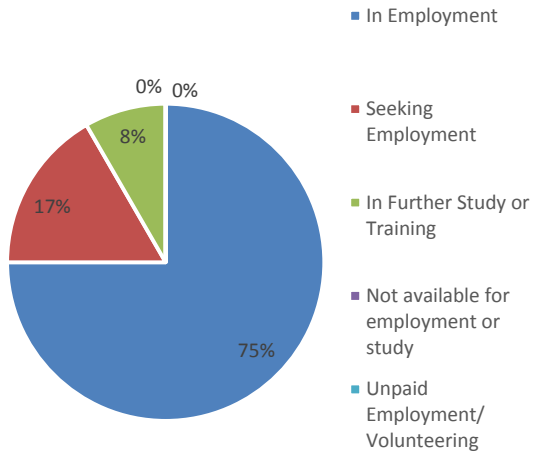


Nature of Employment

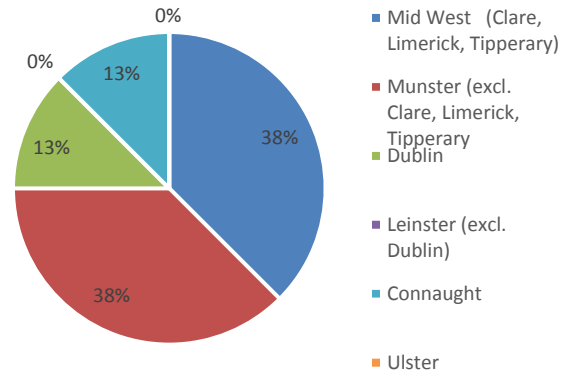


4.3.1 B.Eng. (Hons.) Facilities Engineering

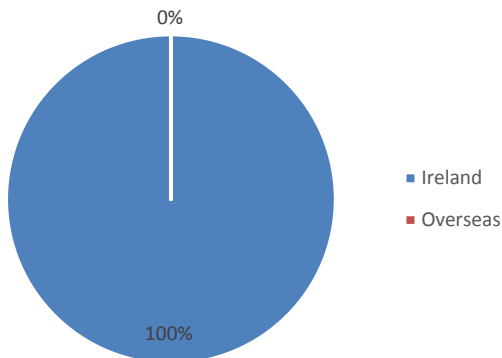
Current Situation



Location of Employment Region



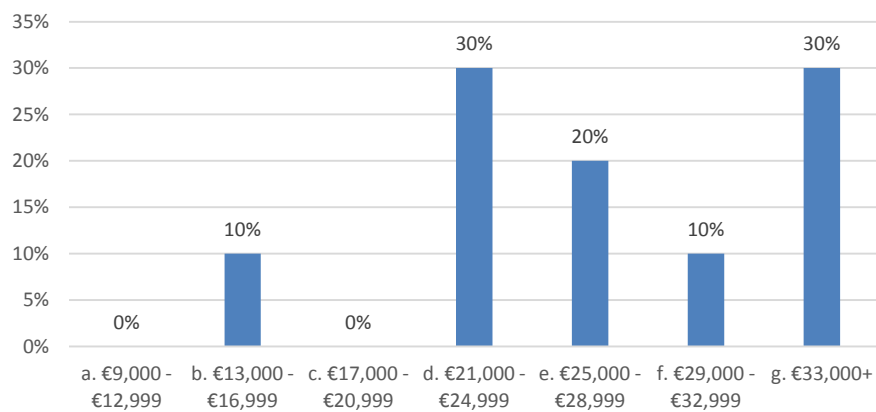
Location of Employment Ireland vs Overseas



Employers Include:
Medtronic
Mondelez (Cadburys)
Kirby Group
Oshima Ireland
J&J Vision Care Ireland

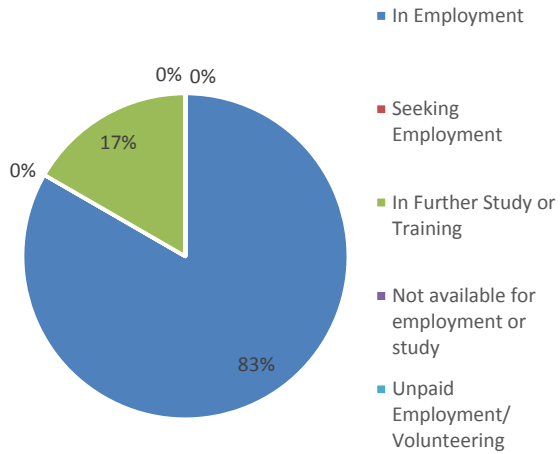
Job Titles Include:
Facilities Manager
Graduate Engineer
Mechanical Engineer
Process Technician

Annual Salary

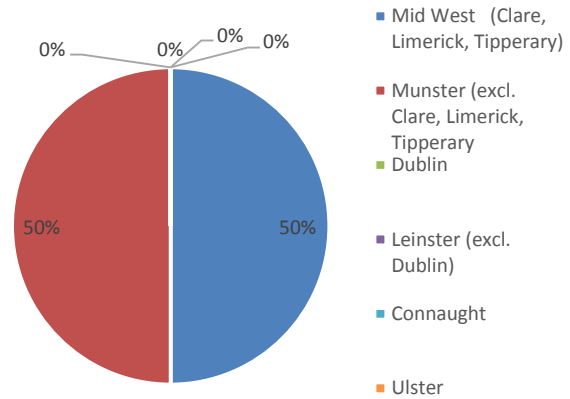


4.3.2 *B.Sc.(Hons.) Process Engineering Management*

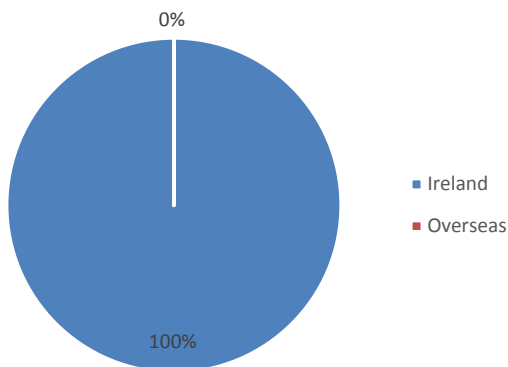
Current Situation



Location of Employment Region



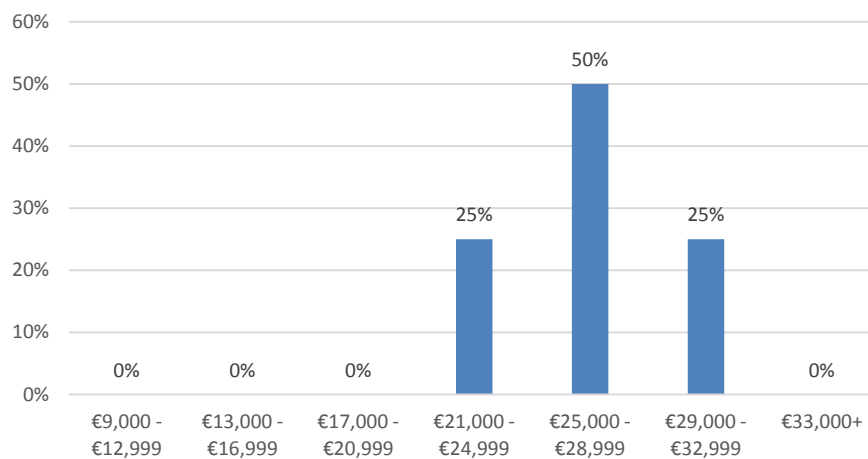
Location of Employment Ireland vs Overseas



Employers Include:
Essilor
Rora Motion
Modular Automation

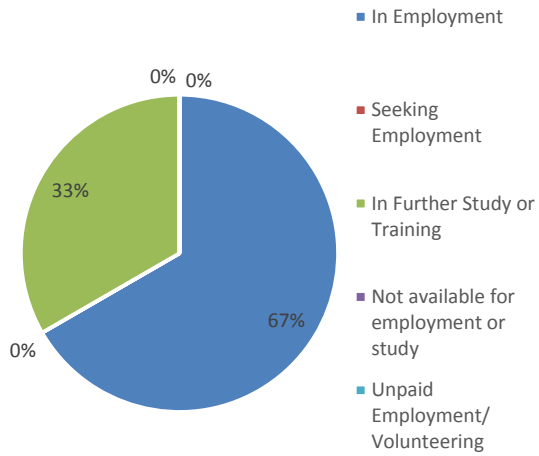
Job Titles Include:
Quality Engineer
Chemical Processing
Supervisor
Junior Supplier Quality

Annual Salary

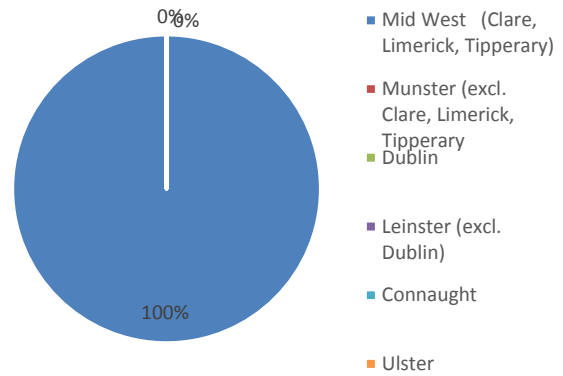


4.3.3 B.Eng. in Mechanical Engineering

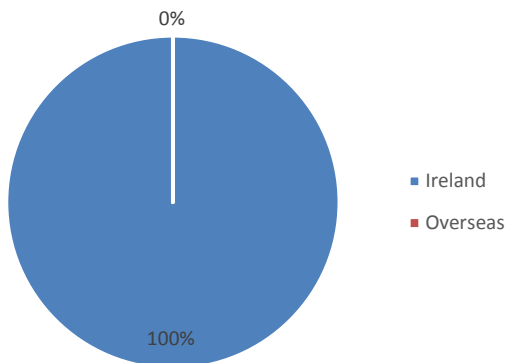
Current Situation



Location of Employment Region

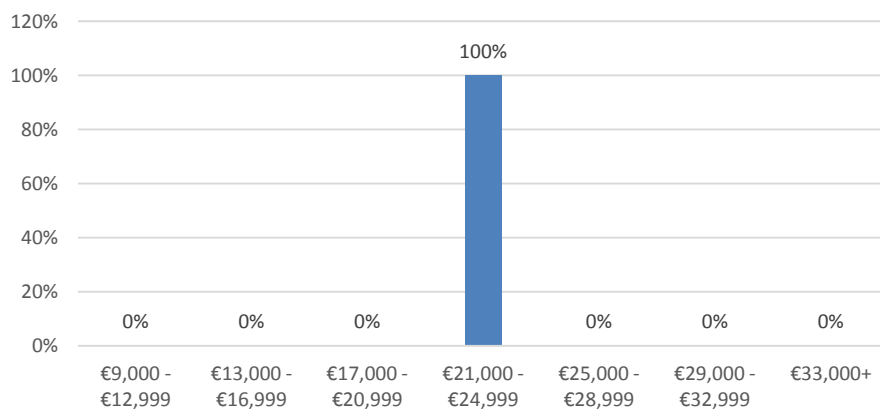


Location of Employment Ireland vs Overseas



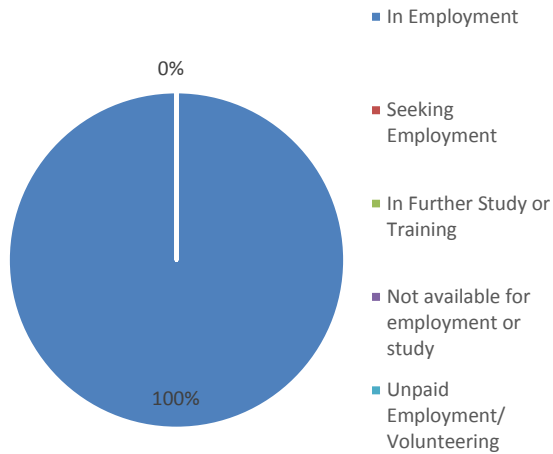
Employers Include:
Panalok

Annual Salary

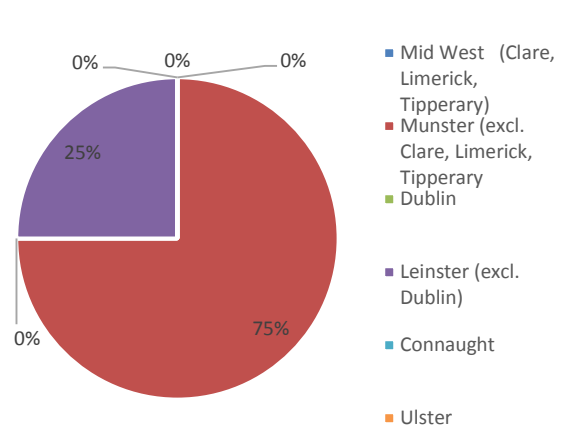


4.3.4 B.Eng. Road Transport Technology

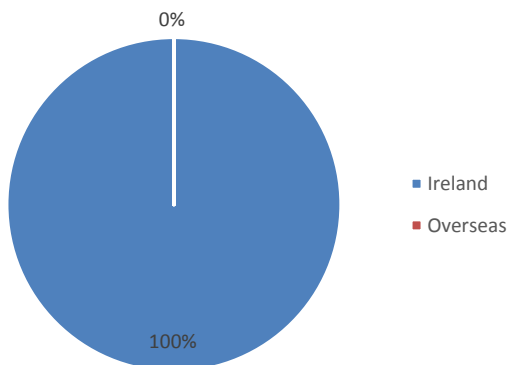
Current Situation



Location of Employment Region

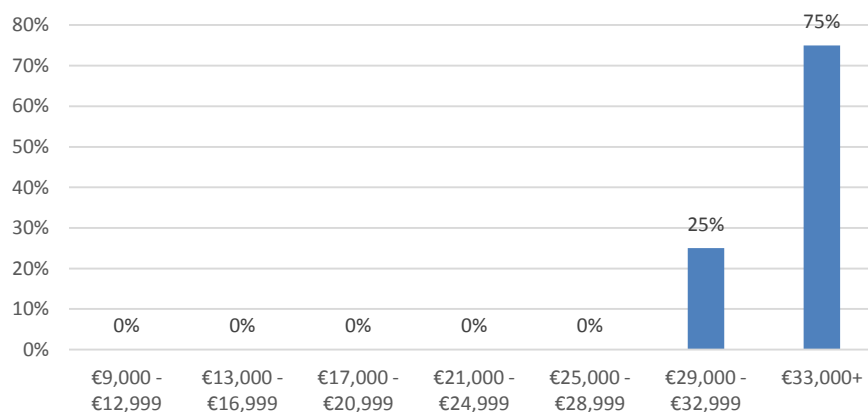


Location of Employment Ireland vs Overseas



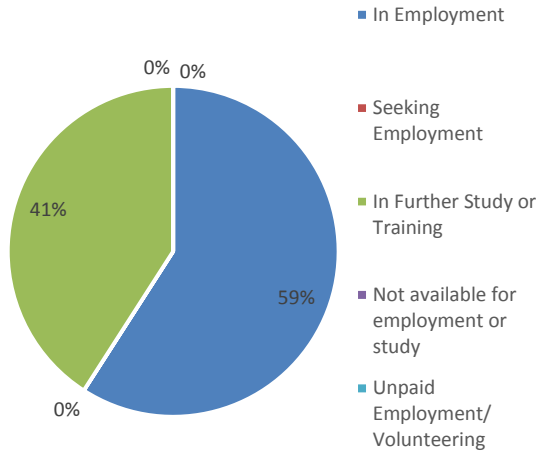
Job Titles Include:
Self-Employed
Automotive Mechanic
Office Manager
Garda

Annual Salary

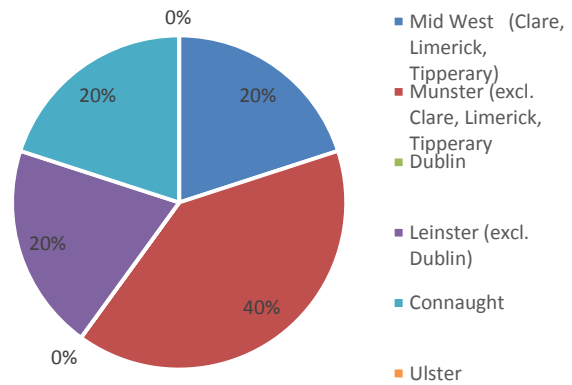


4.3.5 Higher Certificate in Agricultural Mechanisation

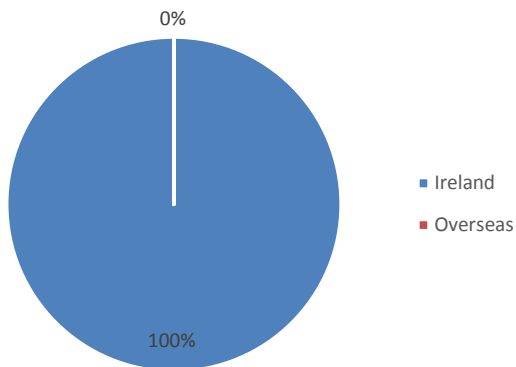
Current Situation



Location of Employment Region



Location of Employment Ireland vs Overseas



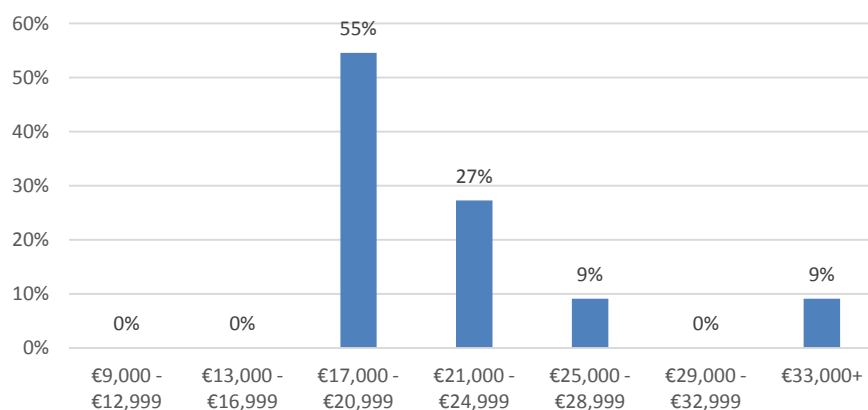
Employers Include:

Listowel Autos
Archway Products
Joe Whelan Garages

Job Titles Include:

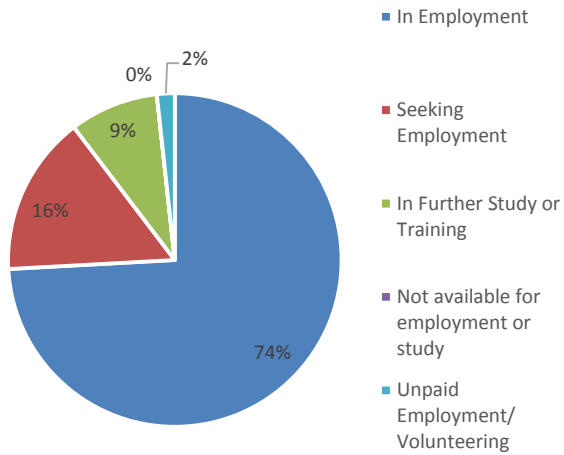
Apprentice Mechanic
Fabricator
Agricultural Mechanic
Car Salesperson

Annual Salary

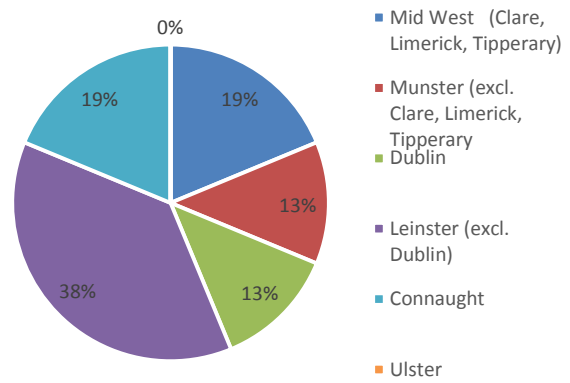


4.4.0 Department of Electrical & Electronic Engineering

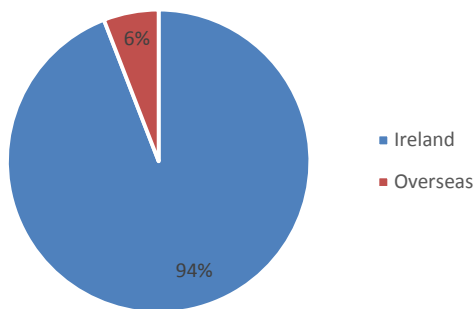
Current Situation



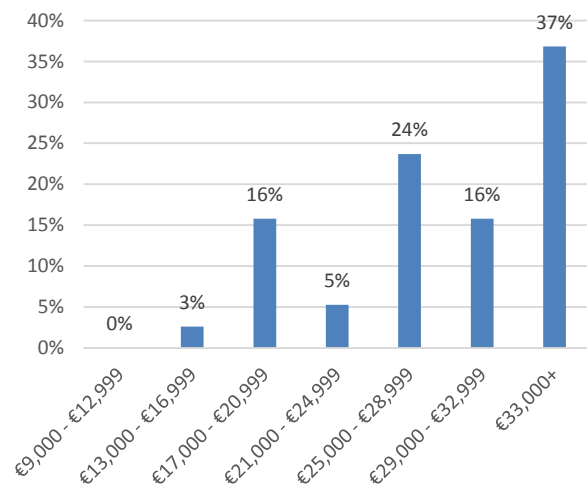
Location of Employment Region



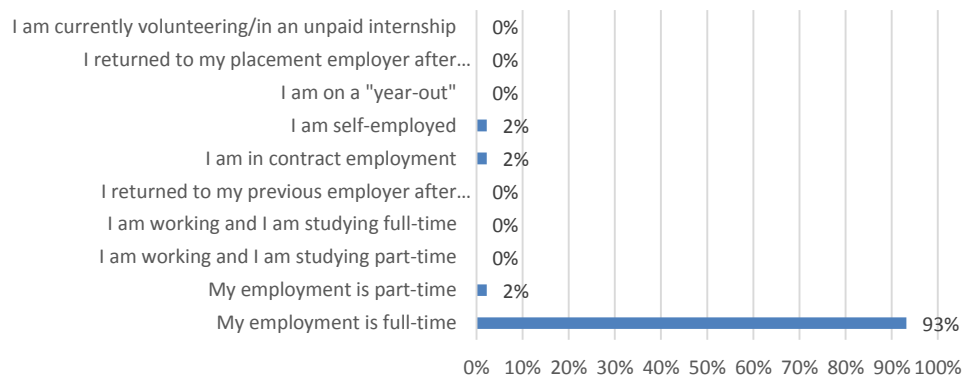
Location of Employment Ireland vs Overseas



Annual Salary

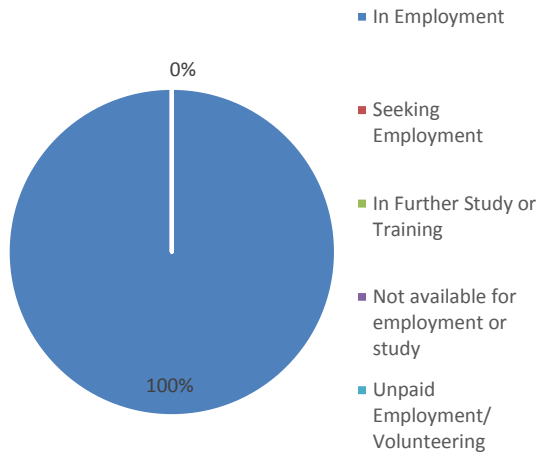


Nature of Employment

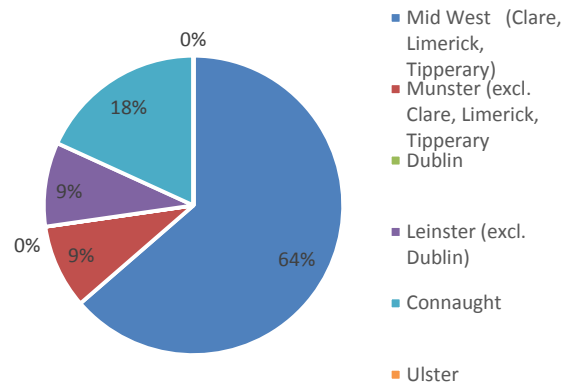


4.4.1 B.Sc. (Hons) Sustainable Electrical Power Systems

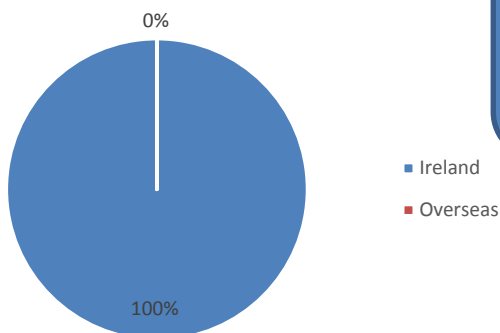
Current Situation



Location of Employment Region



Location of Employment Ireland vs Overseas



Employers Include:

Intel
J&J Vision Care
Ireland
Aughinish Alumina
Molex

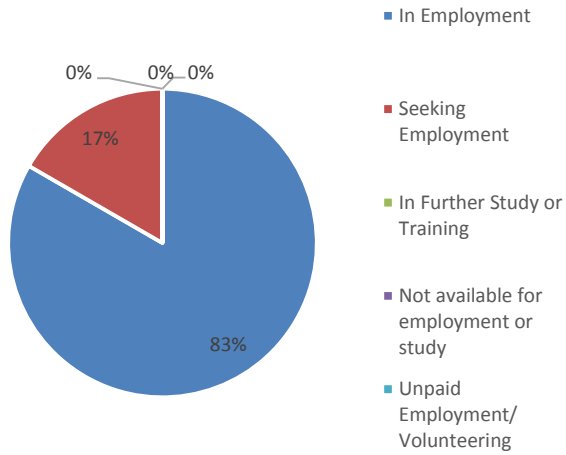
Job Titles Include:
Electrical Engineer
Process Technician
Electrical Installation Engineer
Systems Engineer
Automation Engineer

Annual Salary

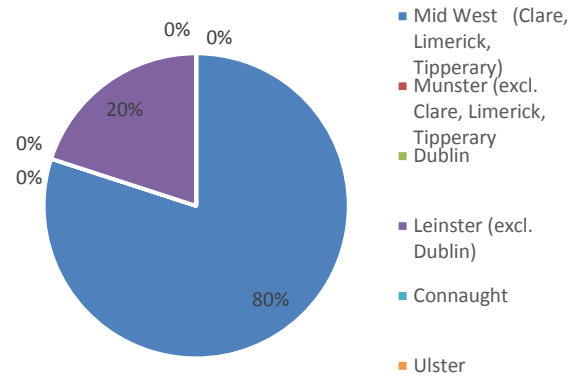


4.4.2 B.Sc. (Hons) Audio & Video Technology

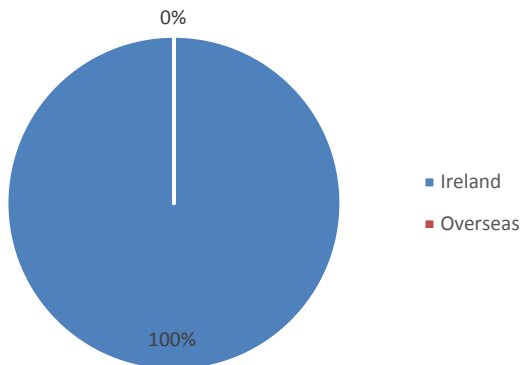
Current Situation



Location of Employment Region



Location of Employment Ireland vs Overseas



Employers Include:
Red Square Media
Munster Rugby

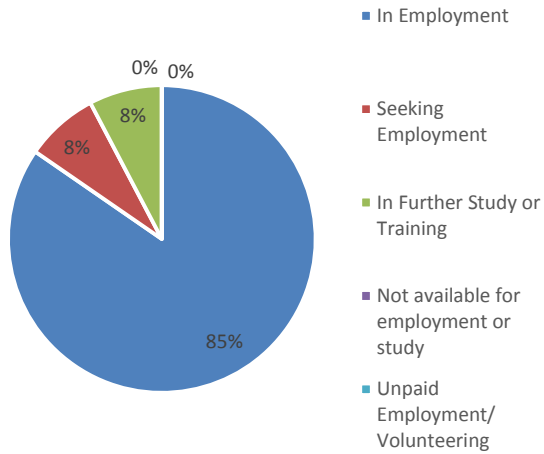
Job Titles Include:
Video Editor/Camera Operator
Digital Content Producer

Annual Salary

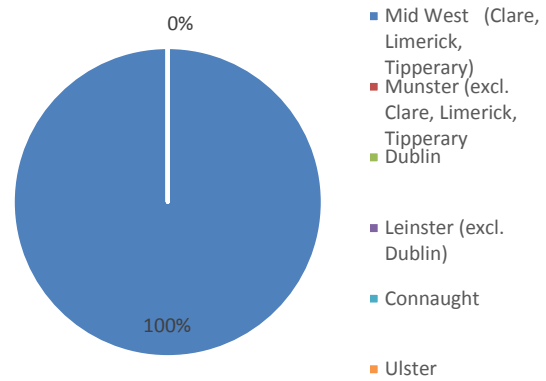


4.4.3 *B.Sc. (Hons.) Electronic Systems*

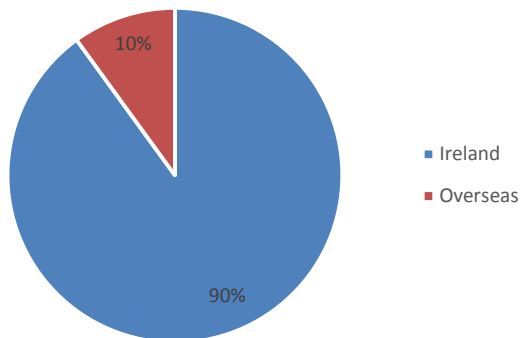
Current Situation



Location of Employment Region



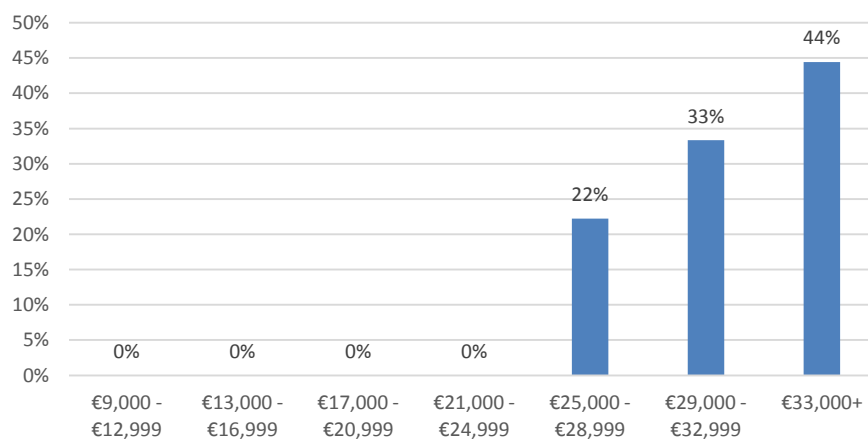
Location of Employment Ireland vs Overseas



Employers Include:
J&J Vision Care Ireland Ltd.
Modular Automation
Analog Devices
Optel Vision
ON Semiconductor

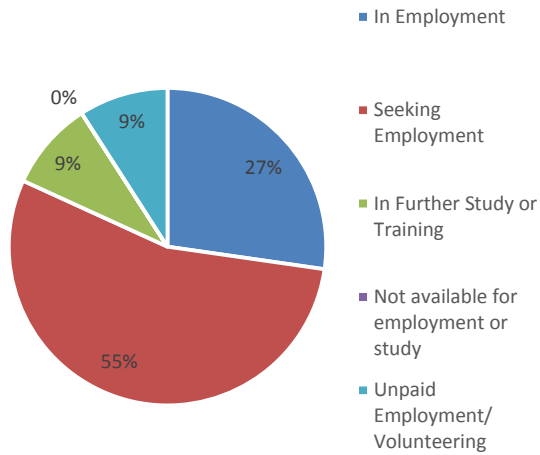
Job Titles Include:
Evaluation Engineer
Automation Engineer
Applications Engineer
Controls Engineer

Annual Salary

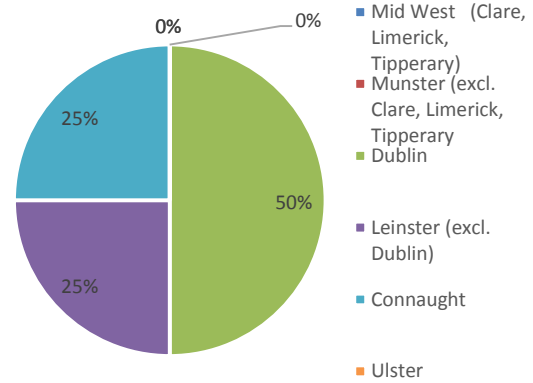


4.4.4 B.Sc. (Hons.) Music Production

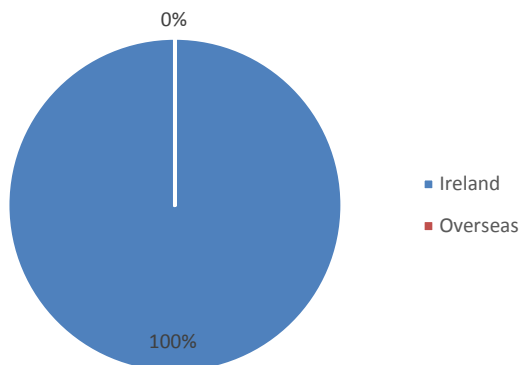
Current Situation



Location of Employment Region



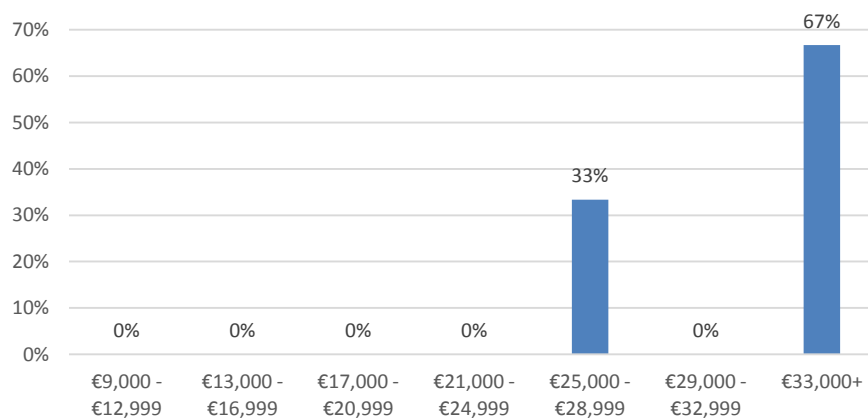
Location of Employment Ireland vs Overseas



Employers Include:
Dell
Toomey Audio Visual
Gas Studios

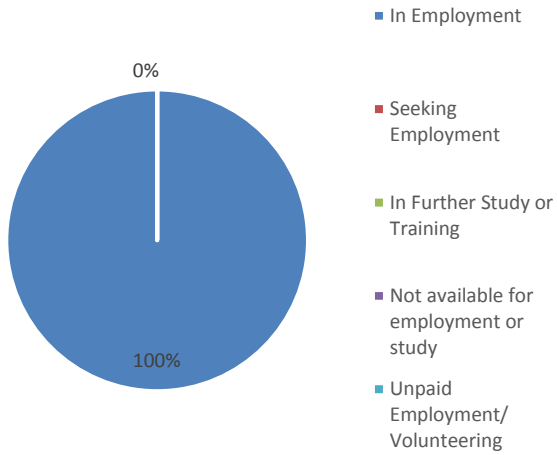
Job Titles Include:
AV Technician
Internal Sales Rep
Recording Studio
Owner/Manager

Annual Salary

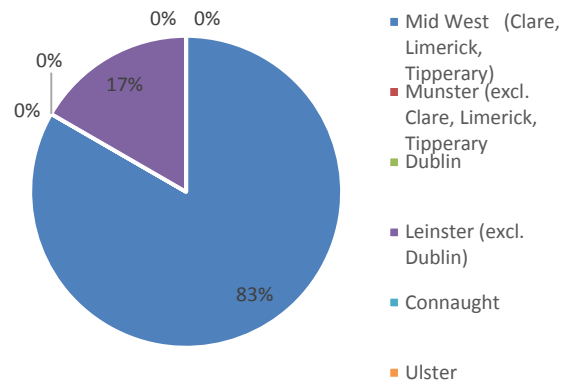


4.4.5 B.Eng. Industrial Automation & Robotic Systems

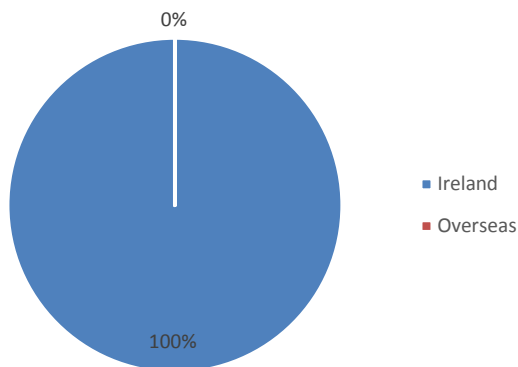
Current Situation



Location of Employment Region



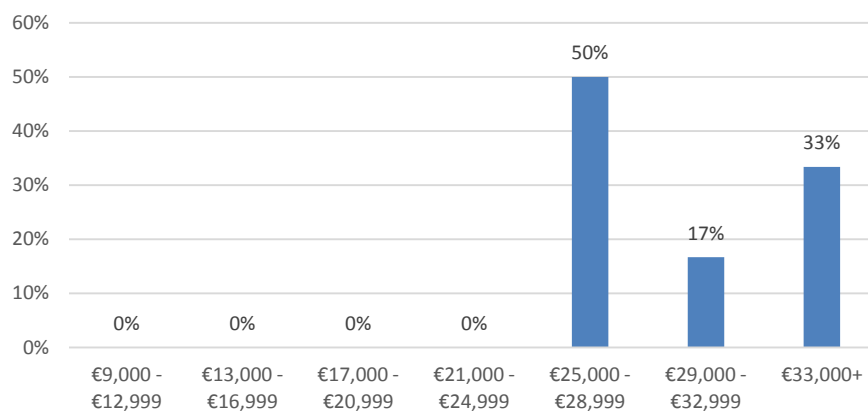
Location of Employment Ireland vs Overseas



Employers Include:
J&J Vision Care Ireland Ltd.
Intel
Optel Vision
Tippytalk

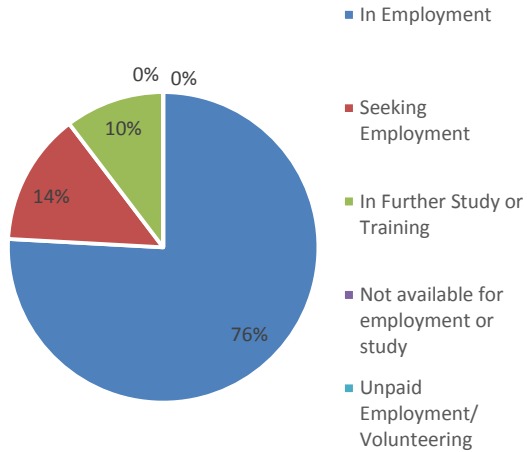
Job Titles Include:
Process Technician
Design Engineer
Field Service Engineer

Annual Salary

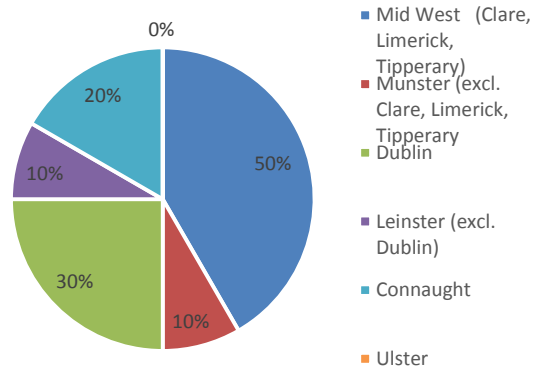


4.5.0 Department of Applied Science

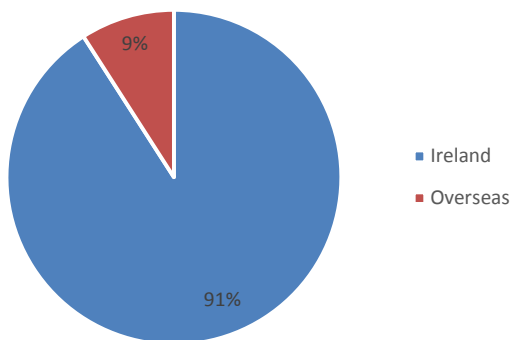
Current Situation



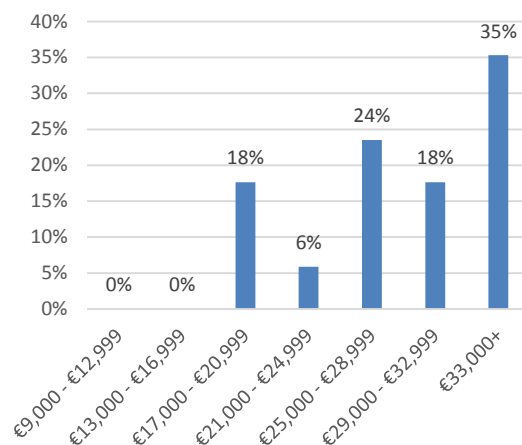
Location of Employment Region



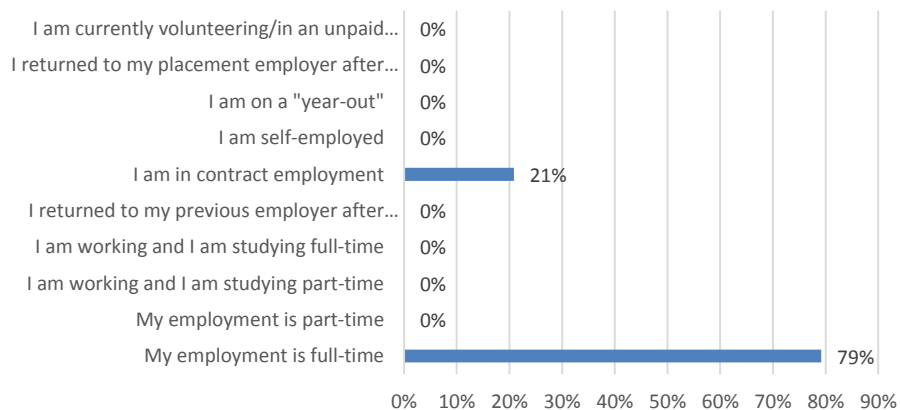
Location of Employment Ireland vs Overseas



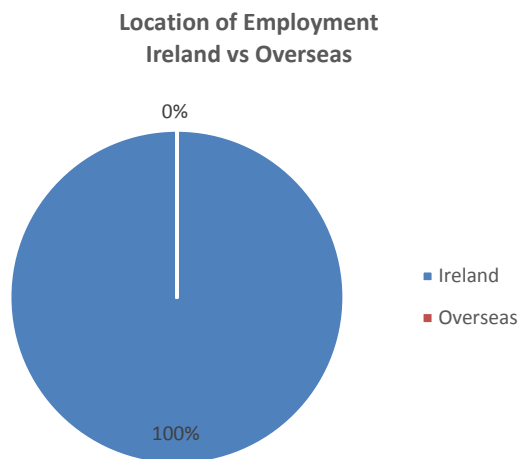
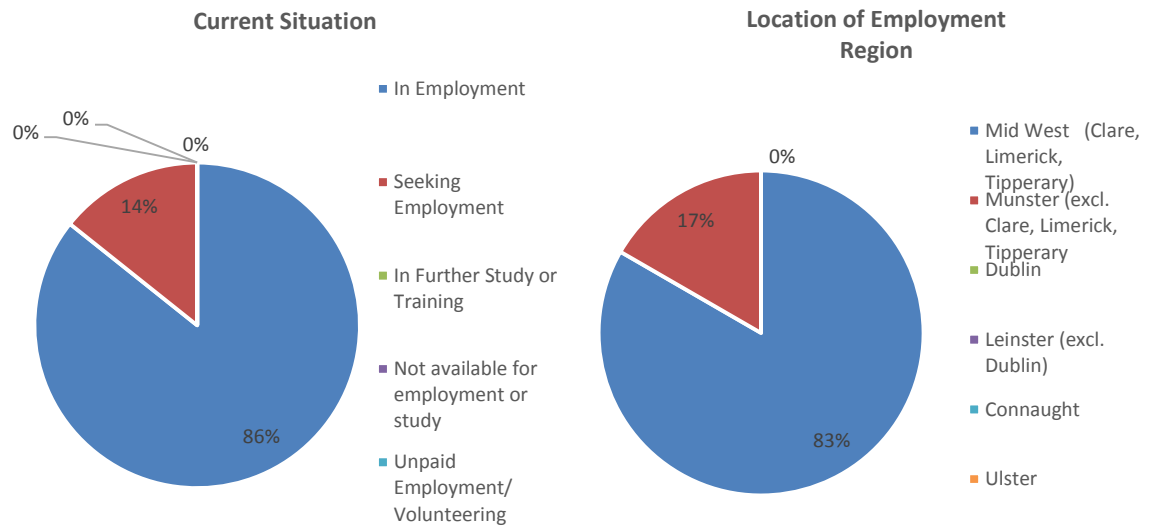
Annual Salary



Nature of Employment

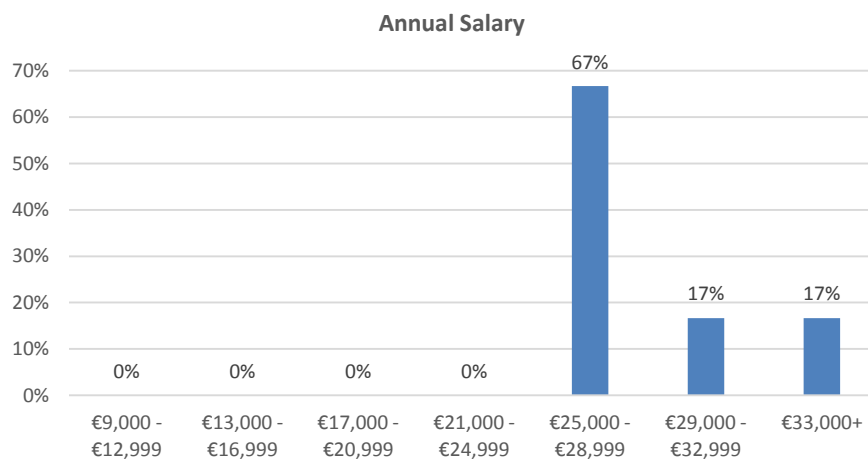


4.5.1 *B.Sc. (Hons) Bio-analysis & Biotechnology*



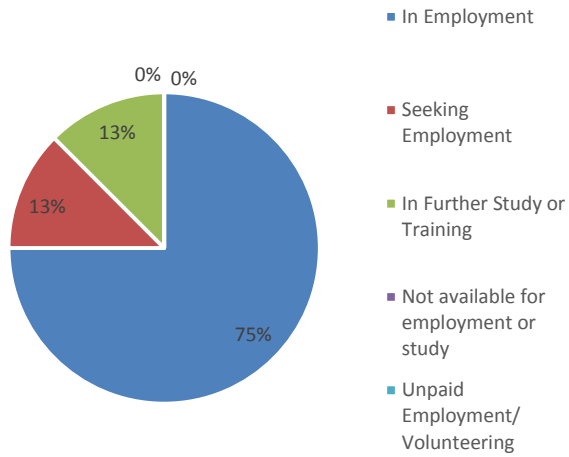
Employers Include:
Regeneron
Alexion Pharmaceuticals

Job Titles Include:
Biotech Production
Specialist
QA Analyst

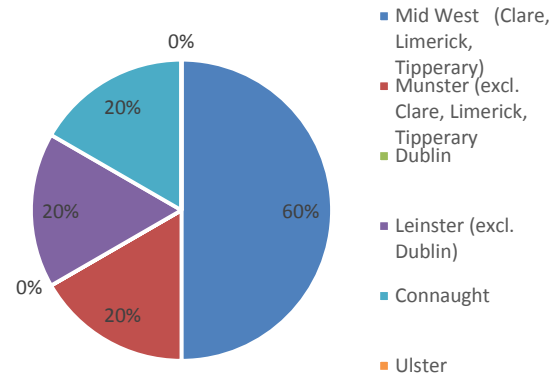


4.5.2 *B.Sc. (Hons) Pharmaceutical & Forensic Analysis*

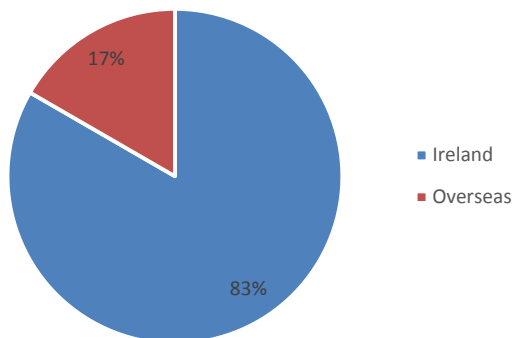
Current Situation



Location of Employment Region



Location of Employment Ireland vs Overseas



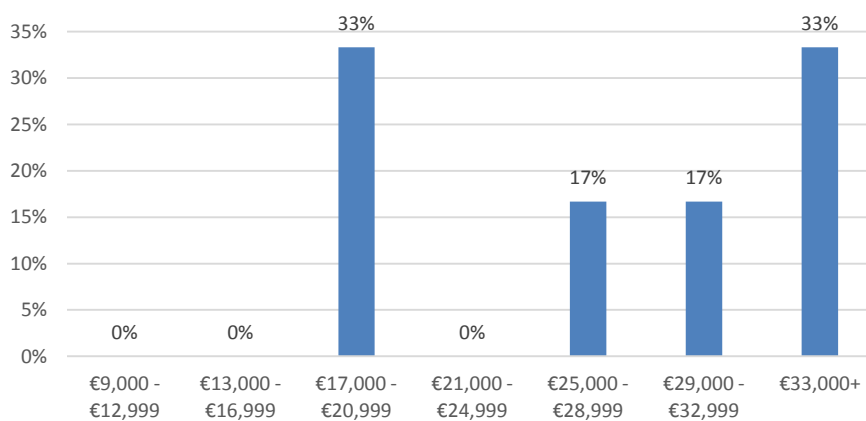
Employers Include:

Boston Scientific
Genzyme
Merck Sharpe & Dohme
J&J Vision Care Ireland

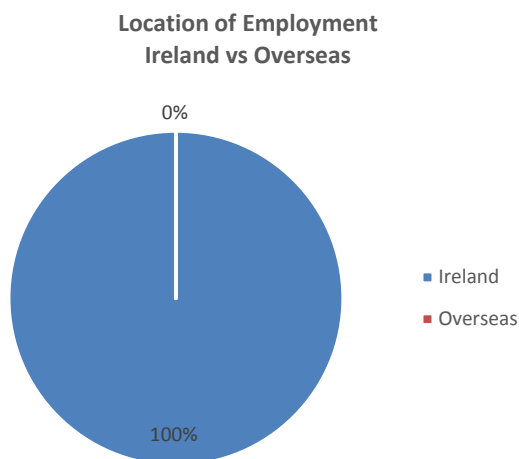
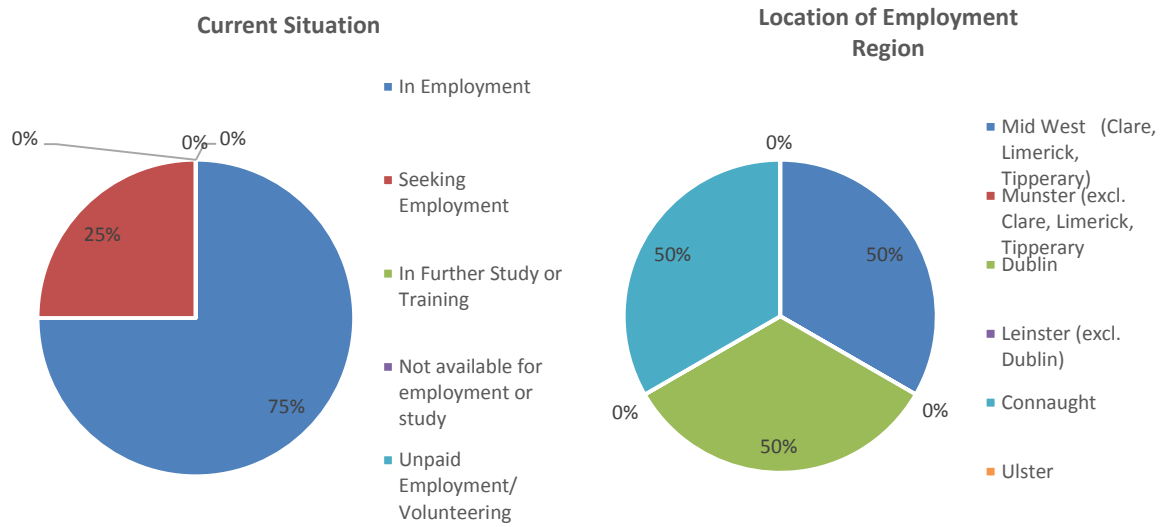
Job Titles Include:

QC Chemist
Analytical Chemist
QC Technician

Annual Salary



4.5.3 B.Sc. (Hons) Drug & Medicinal Product Analysis



Employers Include:

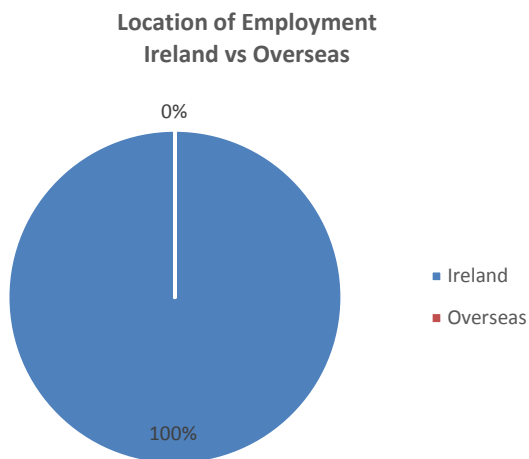
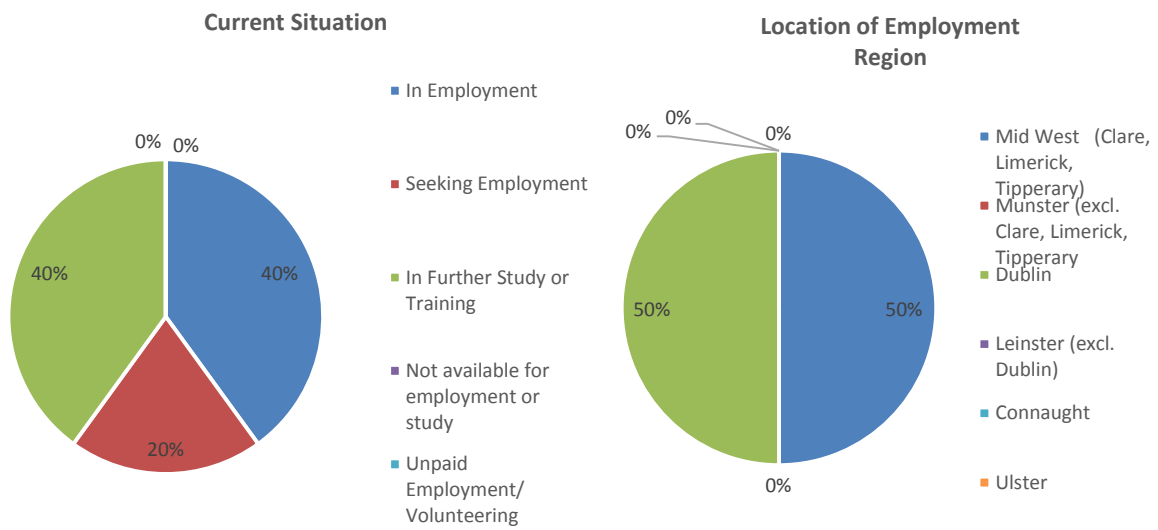
Regeneron
Irish Water
Baxter Healthcare

Job Titles Include:

QA Chemist
Chemist
Operations Analyst



4.5.4 B.Sc. (Hons) Environment & Natural Resource Management



Employers Include:
AECOM Design Build Ireland
Rosderra Meats Group

Job Titles Include:
Assistant Contracts Manager
Laboratory Technician





5.0 Faculty of Business & Humanities

5.0.1 Introduction

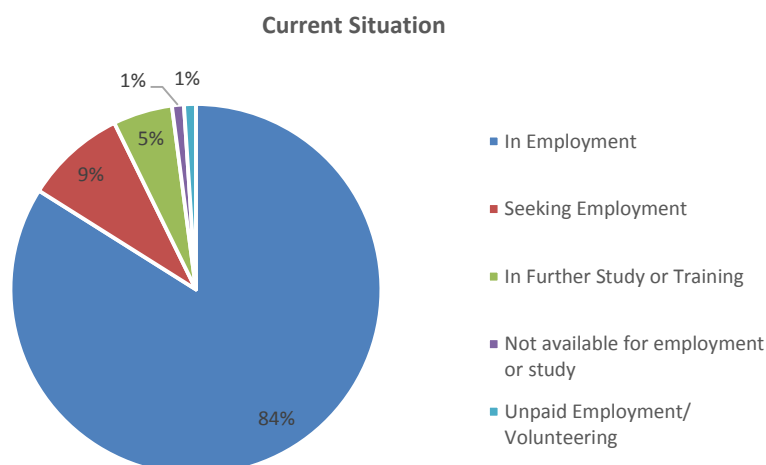
This report presents detailed information on the First Destinations of graduates for 2015 from the Faculty of Business & Humanities at Limerick Institute of Technology. The results provide an important indication of graduate trends over a period of recovery in the Irish economy.

The results for the School of Business & Humanities reflect the employment and further study patterns of 469 graduates of full-time Higher Certificate (Level 6), Degree (Level 7) and Honours Degree (Level 8) programmes offered. The rate of response for the Class of 2015 was 41%. This highest response rate to date.

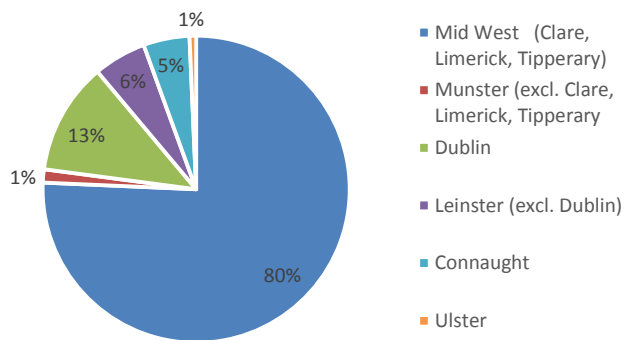
5.0.2 Overview of Results

In summary;

- 84% of graduates surveyed from the Class of 2015 are in employment, up 10% from 2014.
- 9% of graduates were seeking employment at the time of the survey.
- The number pursuing further study is at a low 5%, down from 16% in 2014.
- 1% of the Class of 2015 are in unpaid employment or volunteering.

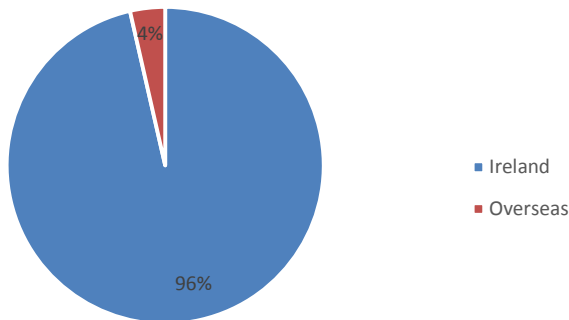


**Location of Employment
Region**



80 % of the graduates surveyed from the Faculty have remained in the Mid-West region.

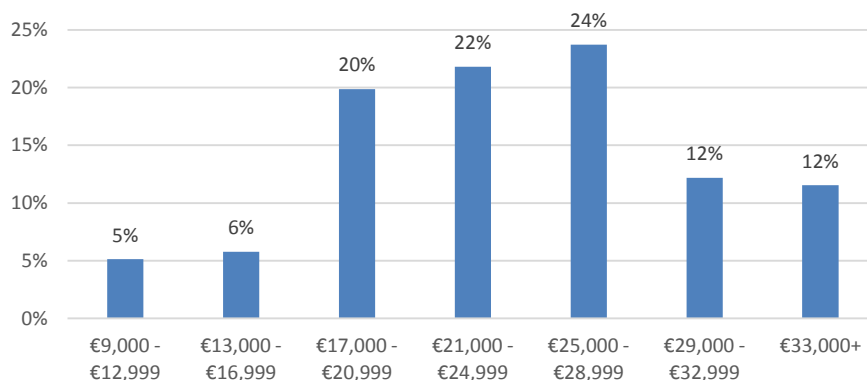
**Location of Employment
Ireland vs Overseas**



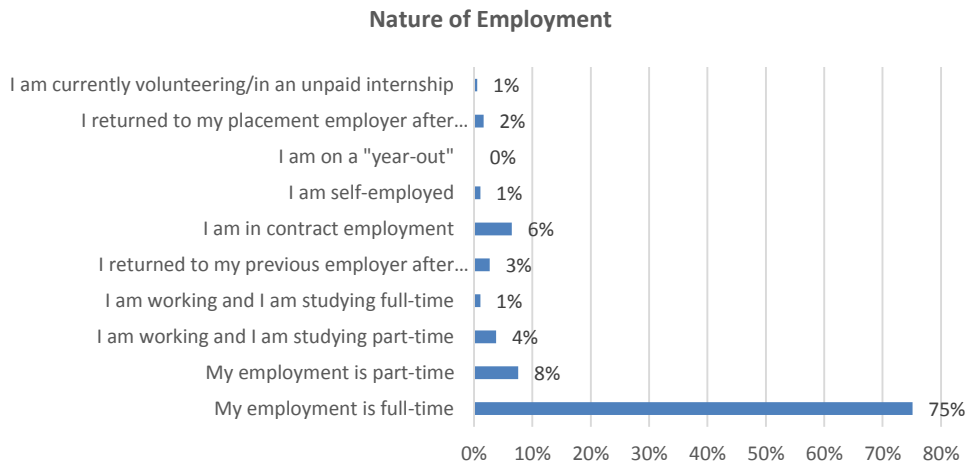
96 % of the graduates surveyed secured employment in Ireland

24% of graduates surveyed are on starting salaries of €25,000 and higher per annum while a further 24% are on a salaries in excess of €29,000. The gradIreland *Graduate Salary & Recruitment Trends Survey 2016* found that the actual median starting salary paid to graduates hired in 2015/16 is €28,461.

Annual Salary

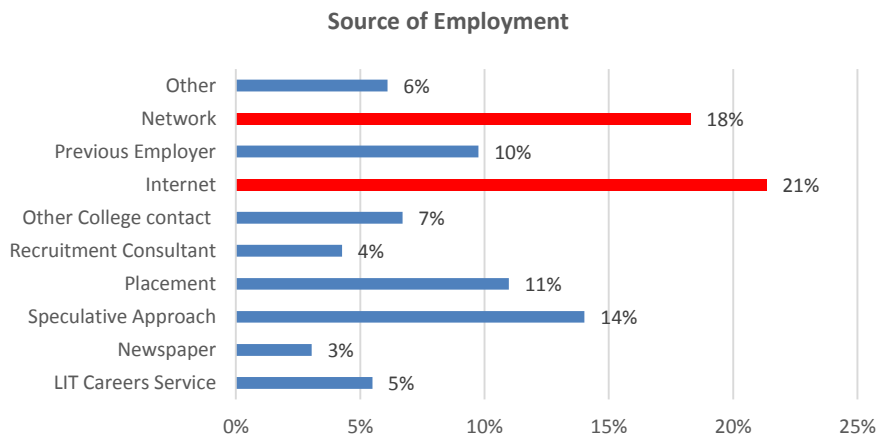


The nature of employment has improved for graduates from the Faculty of Business and Humanities, those in “full-time” employment has improved from 54% in 2014 to 75% in 2015. While the number in contract employment fell from 15% to 7%.



5.0.3 How do Graduates source employment?

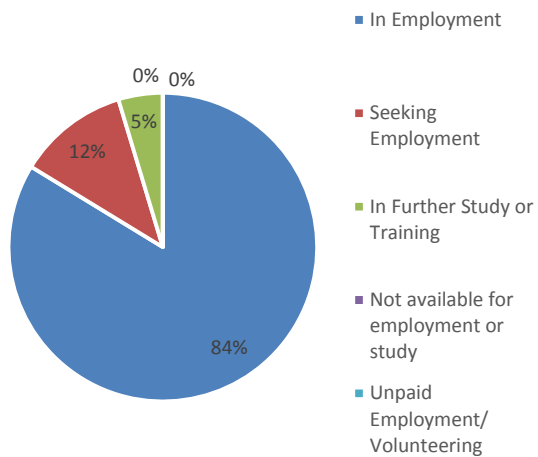
As with previous years the Class of 2015 use the Internet to source employment most prominently. Notable is that 11% returned to their placement employers while 18% of students used their external network to secure employment, while 12% used college or careers service contacts.



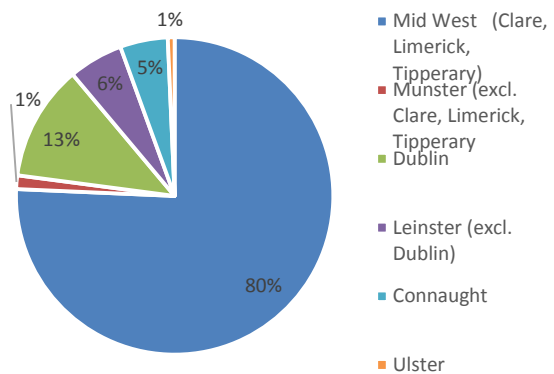
Findings by Department & Programme

5.1.0 Department of Sport & Finance

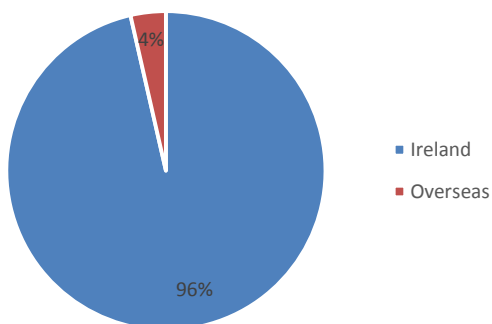
Current Situation



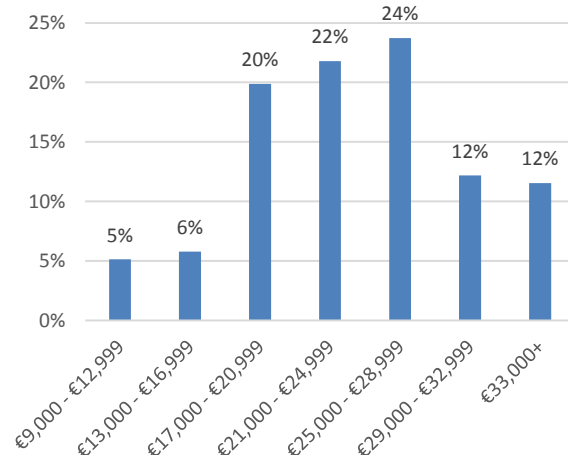
Location of Employment Region



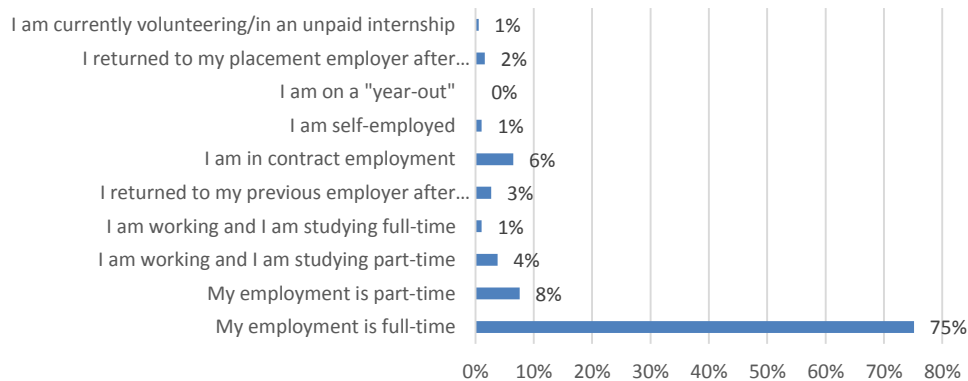
Location of Employment Ireland vs Overseas



Annual Salary

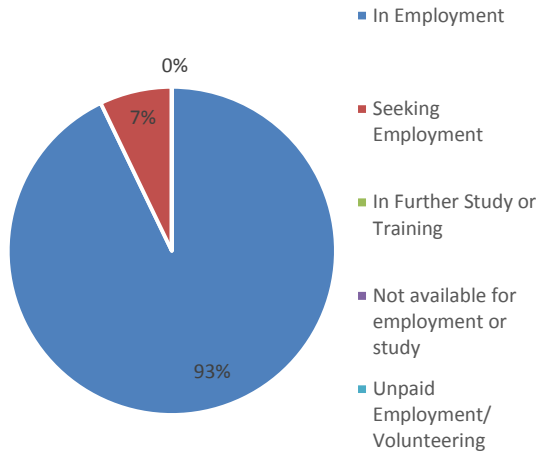


Nature of Employment

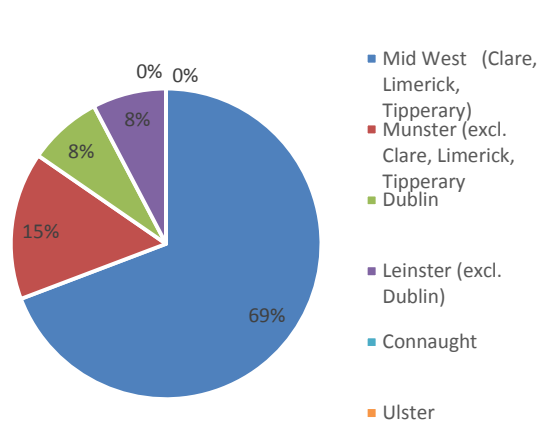


5.1.1 B.Bus. (Hons.) Accounting & Finance

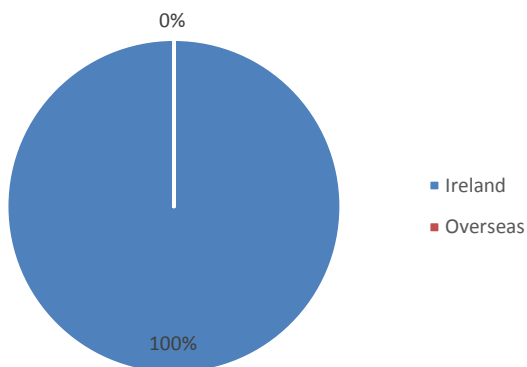
Current Situation



Location of Employment Region



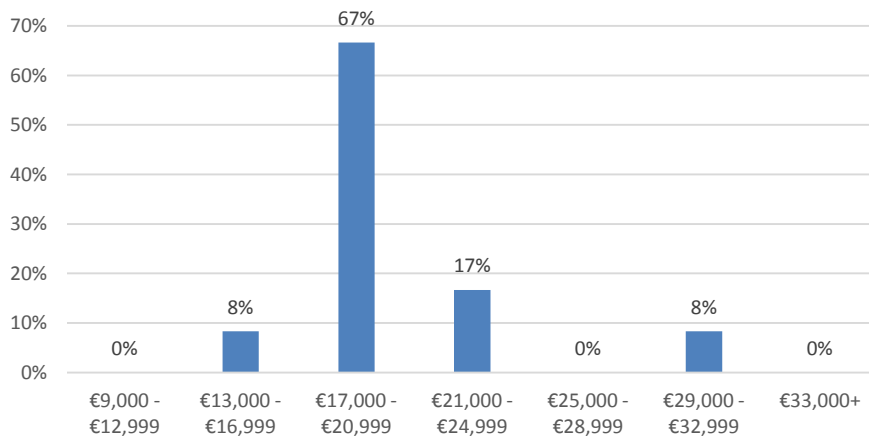
Location of Employment Ireland vs Overseas



Employers Include:
Grant Thornton
BDO
AIB
Northern Trust

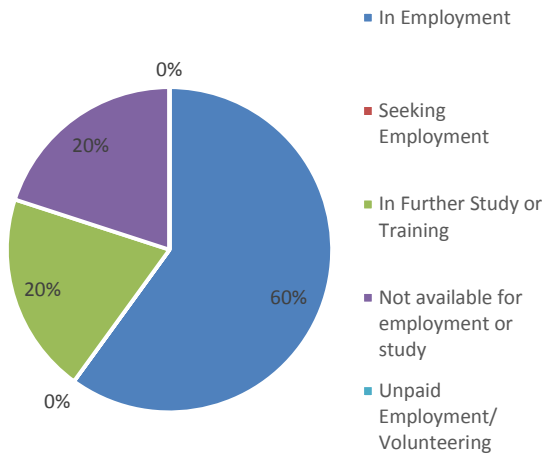
Job Titles Include:
Trainee Accountant
Audit Junior
Bank Official
Finance Assistant

Annual Salary

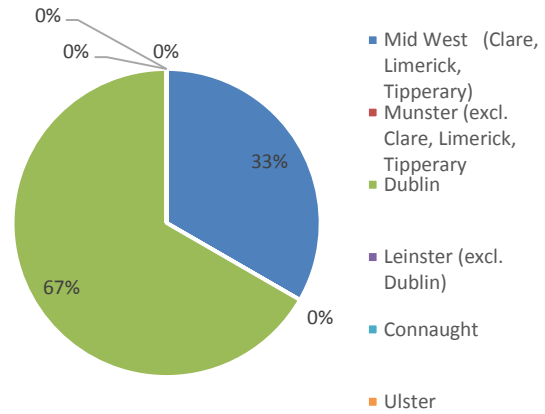


5.1.2 B.A. (Hons.) Accounting & Finance (Thurles)

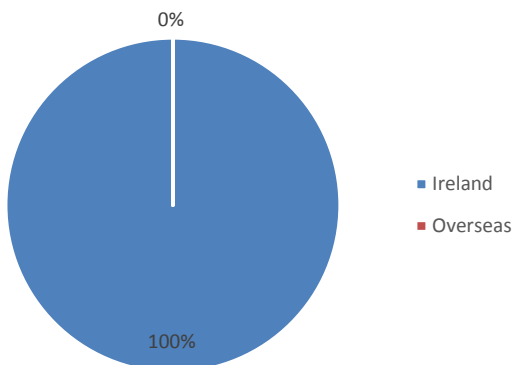
Current Situation



Location of Employment Region



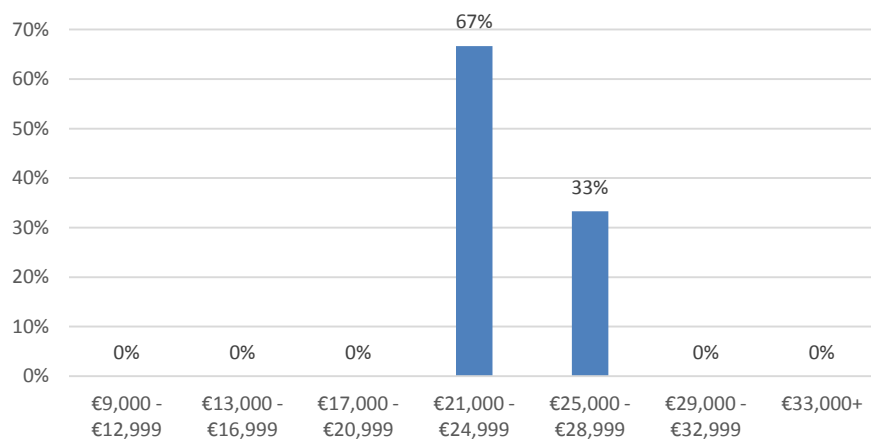
Location of Employment Ireland vs Overseas



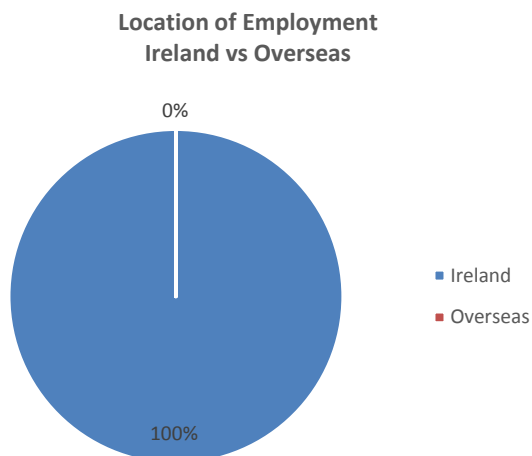
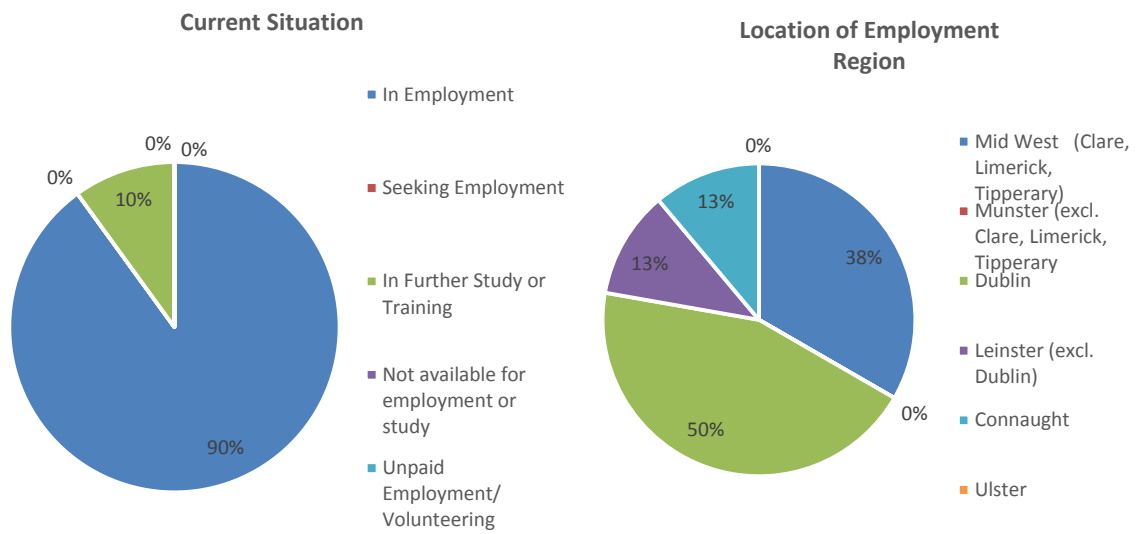
Employers Include:
Bank of Ireland
Deloitte
IPB Insurance

Job Titles Include:
Trainee Accountant
Customer Advisor
Audit Assistant

Annual Salary



5.1.3 B.A. (Hons.) Business Studies with Sports Management

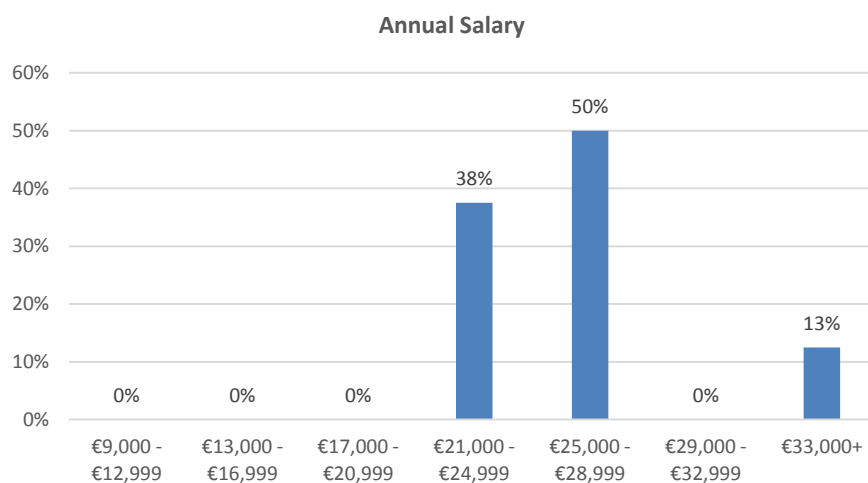


Employers Include:

AIB
Avvio
Killashee House Hotel

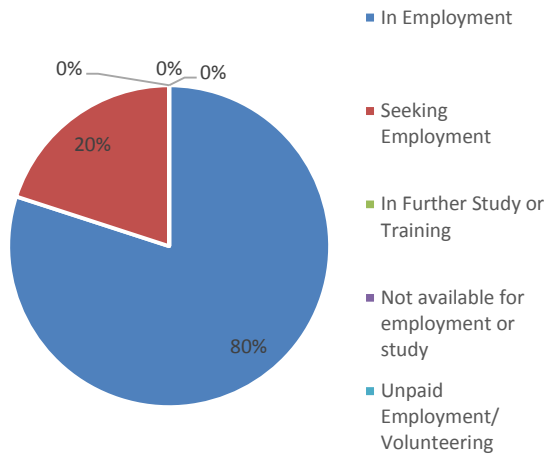
Job Titles Include:

Bank Official
Digital Marketing
Account Manager
Sales Executive

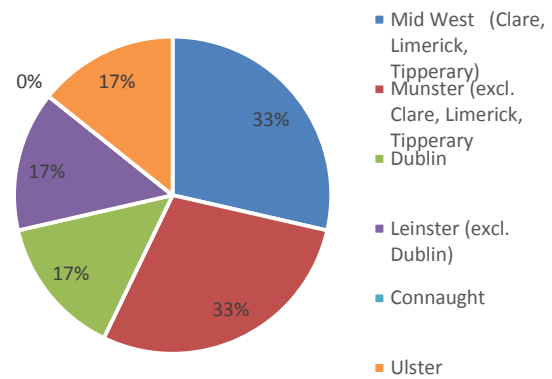


5.1.4 B.Sc. (Hons.) Sports, Strength & Conditioning

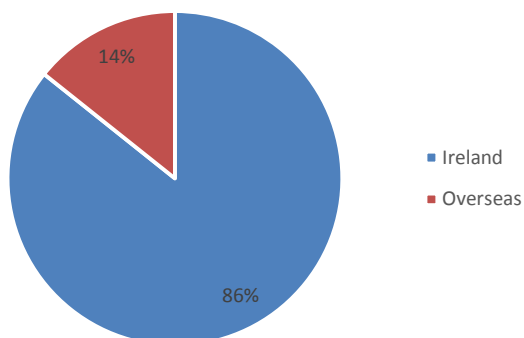
Current Situation



Location of Employment Region



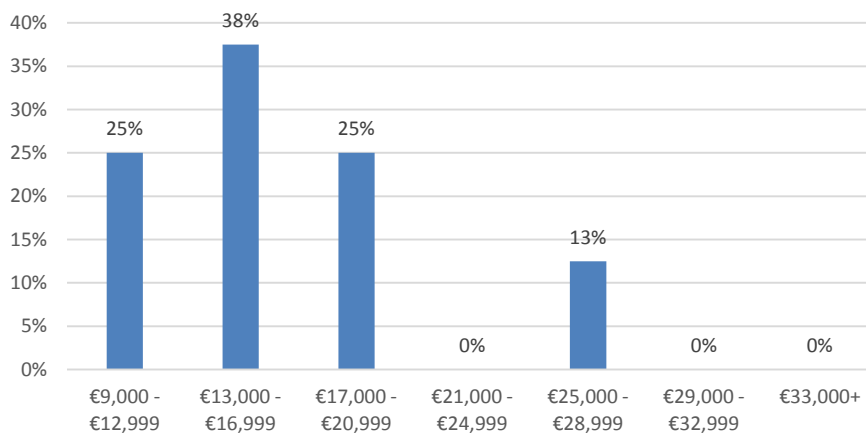
Location of Employment Ireland vs Overseas



Employers Include:
IRFU
Apple
Steve McGrath Health & Performance

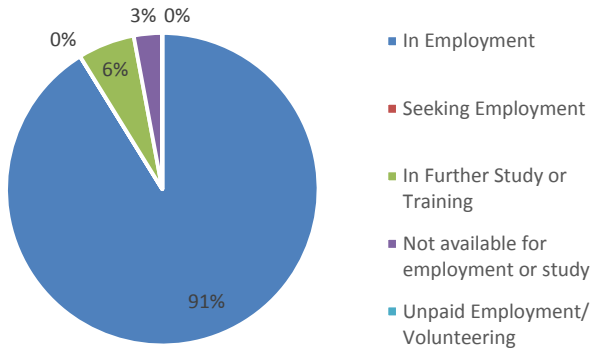
Job Titles Include:
Strength & Conditioning Coach
Health & Performance Coach
Personal Trainer
Gym Instructor

Annual Salary

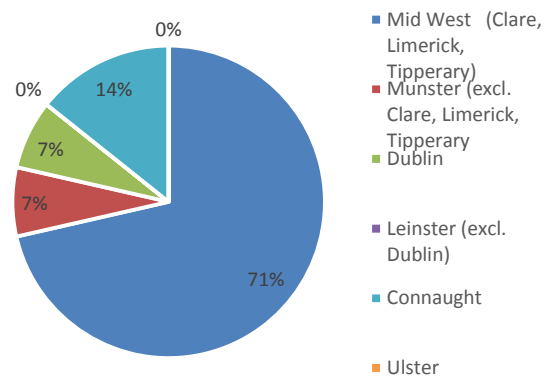


5.2.0 Department of Food & Tourism

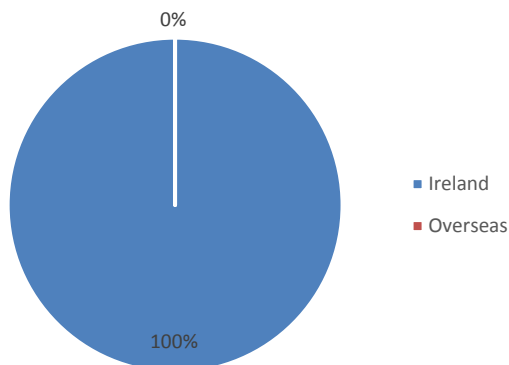
Current Situation



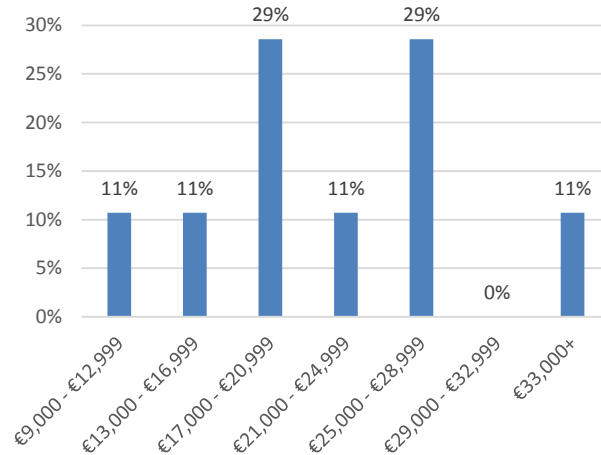
Location of Employment Region



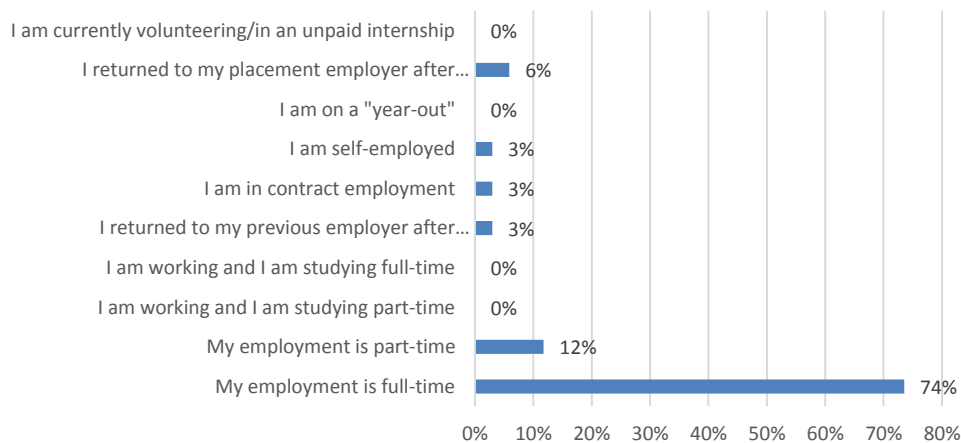
Location of Employment Ireland vs Overseas



Annual Salary

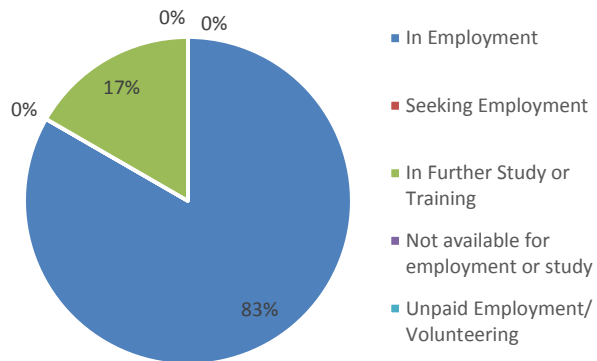


Nature of Employment

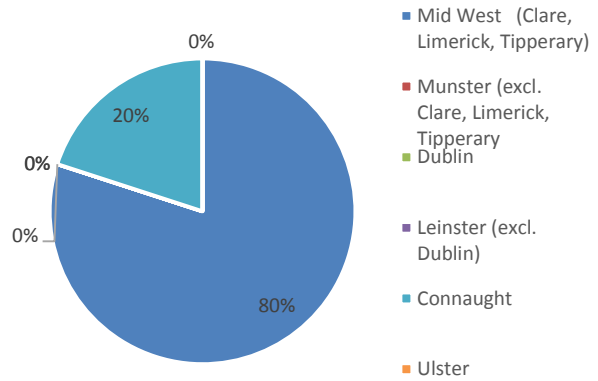


5.2.1 B.A. (Hons.) Business Studies with Tourism Management

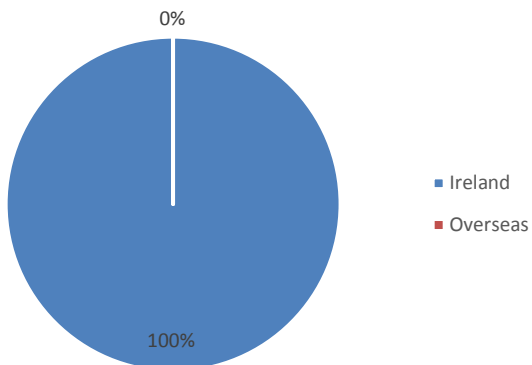
Current Situation



Location of Employment Region



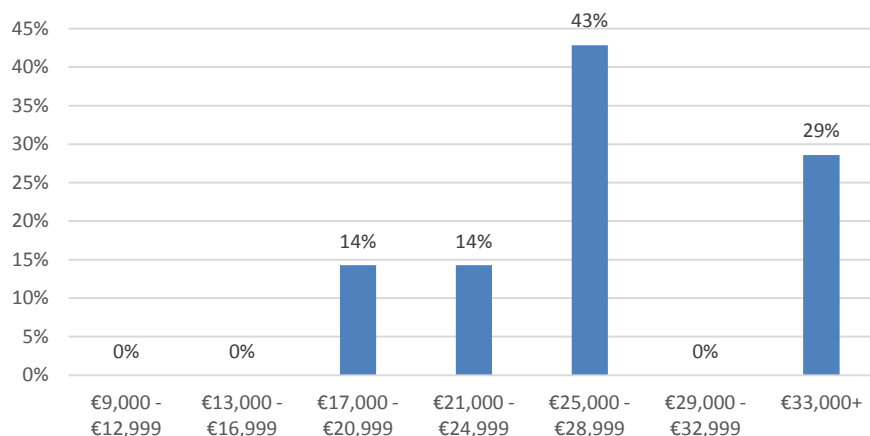
Location of Employment Ireland vs Overseas



Employers Include:
Nenagh Arts Centre
Greenhills Hotel
Northern Trust

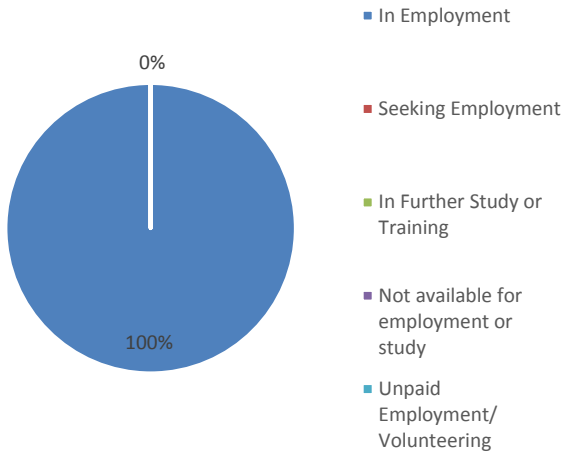
Job Titles Include:
Box Office Assistant
Receptionist
Securities Analyst

Annual Salary

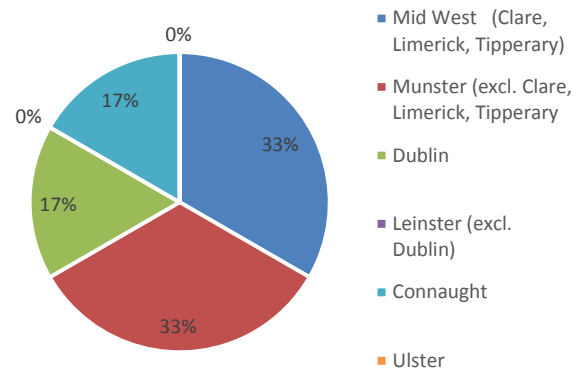


5.2.2 B.A. (Hons.) Business Studies with Event Management

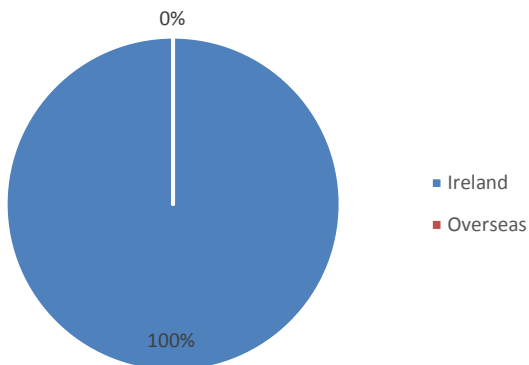
Current Situation



Location of Employment Region



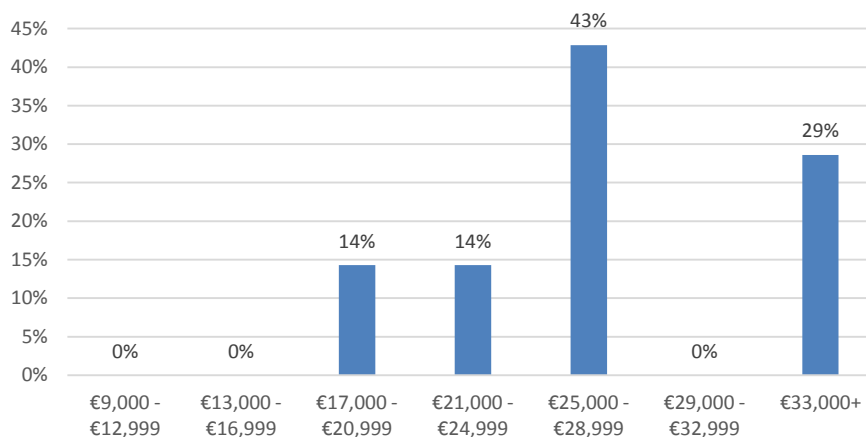
Location of Employment Ireland vs Overseas



Employers Include
Event Strategies
Verve The Live Agency
The Simon Community

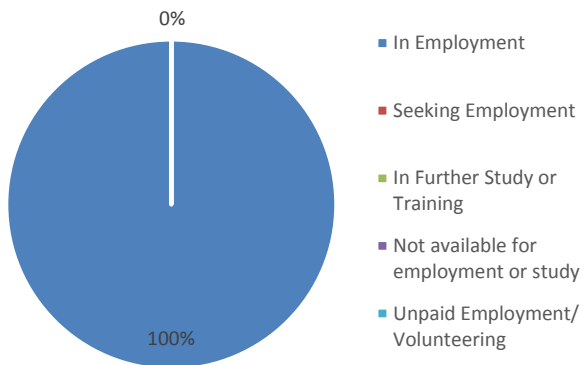
Job Titles Include
Events Co-ordinator
Events Manager
Community Partnerships
Fundraiser

Annual Salary

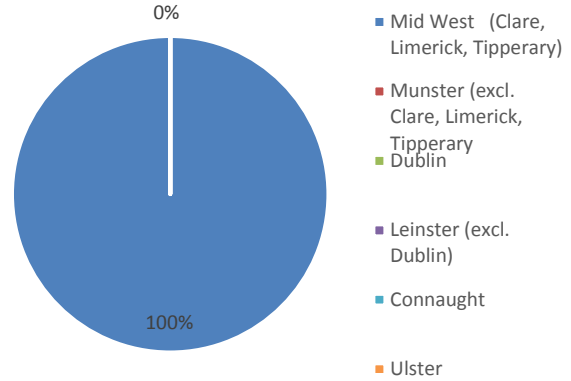


5.2.3 B.A. Culinary Arts

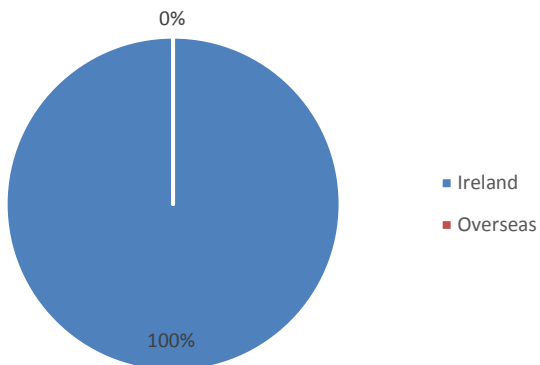
Current Situation



Location of Employment Region



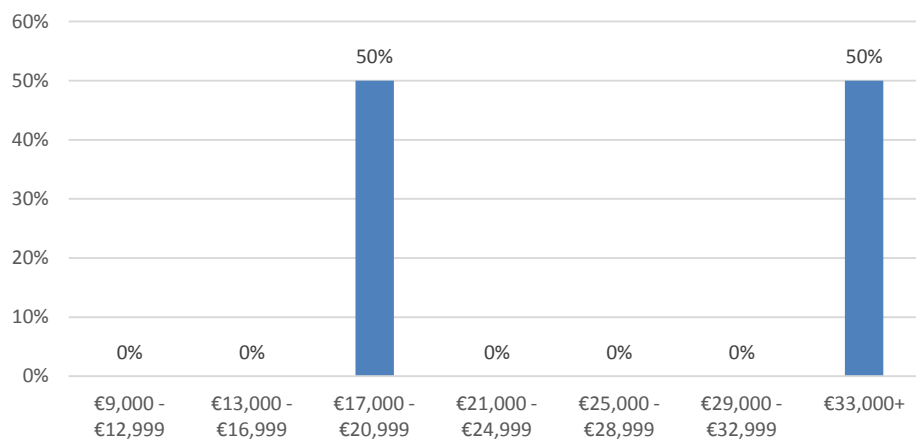
Location of Employment Ireland vs Overseas



Employers Include
Garretts Butchers
Limerick Youth Service

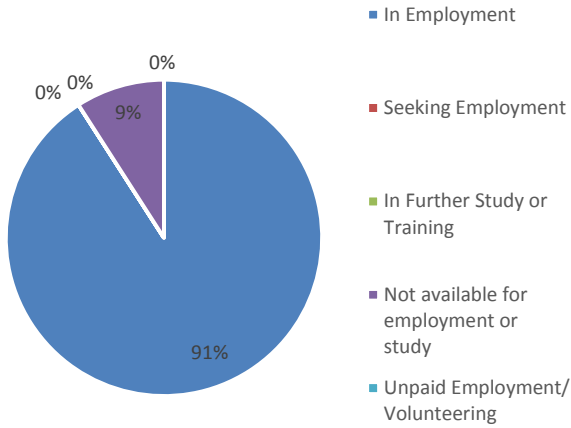
Job Titles Include
Head Chef
Catering Instructor

Salaries

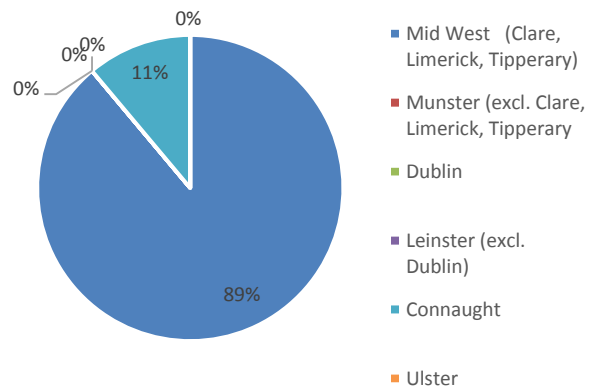


5.2.4 Higher Certificate in Culinary Arts

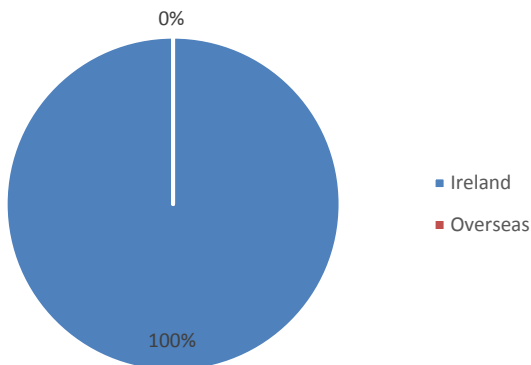
Current Situation



Location of Employment Region



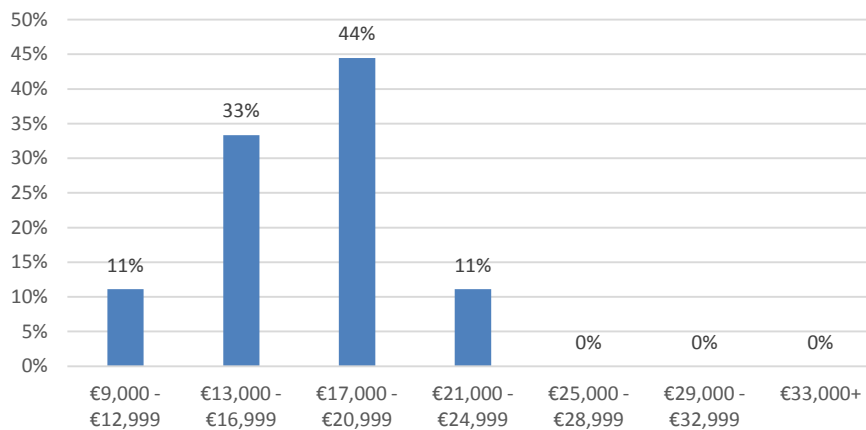
Location of Employment Ireland vs Overseas



Employers Include
Radisson Blu Hotel
The Hamptons
Corporate Catering Ltd.

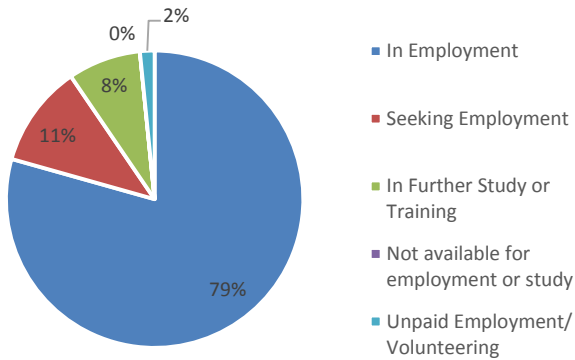
Job Titles Include
Commis Chef
Chef
Catering Manager

Annual Salary

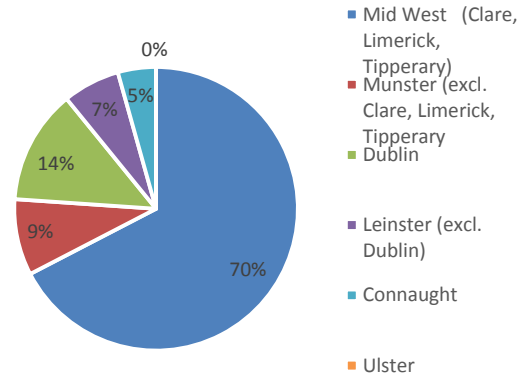


5.3.0 Department of Business

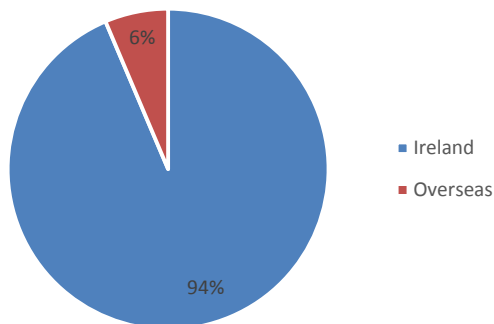
Current Situation



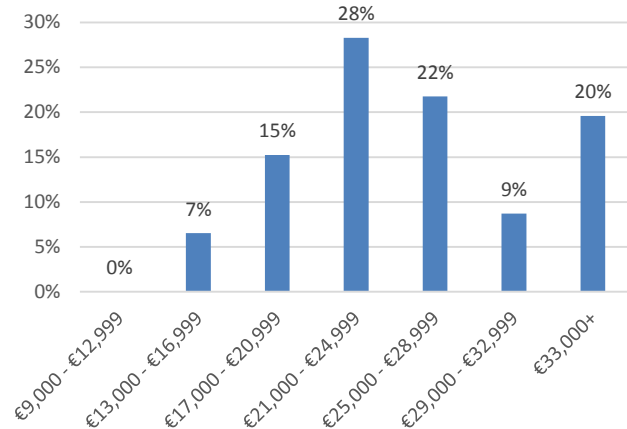
Location of Employment Region



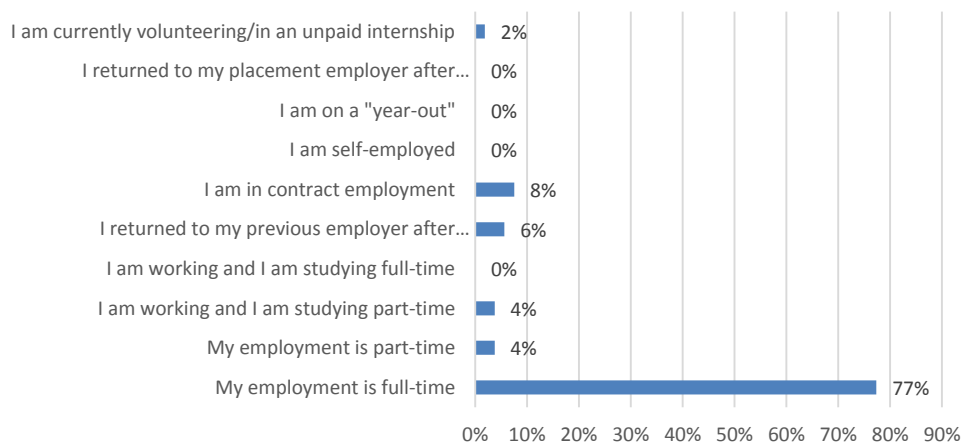
Location of Employment Ireland vs Overseas



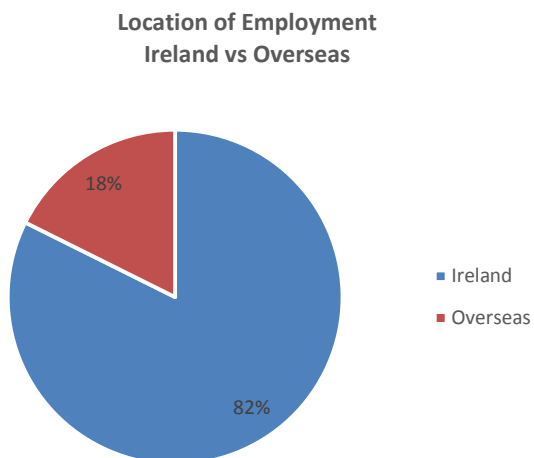
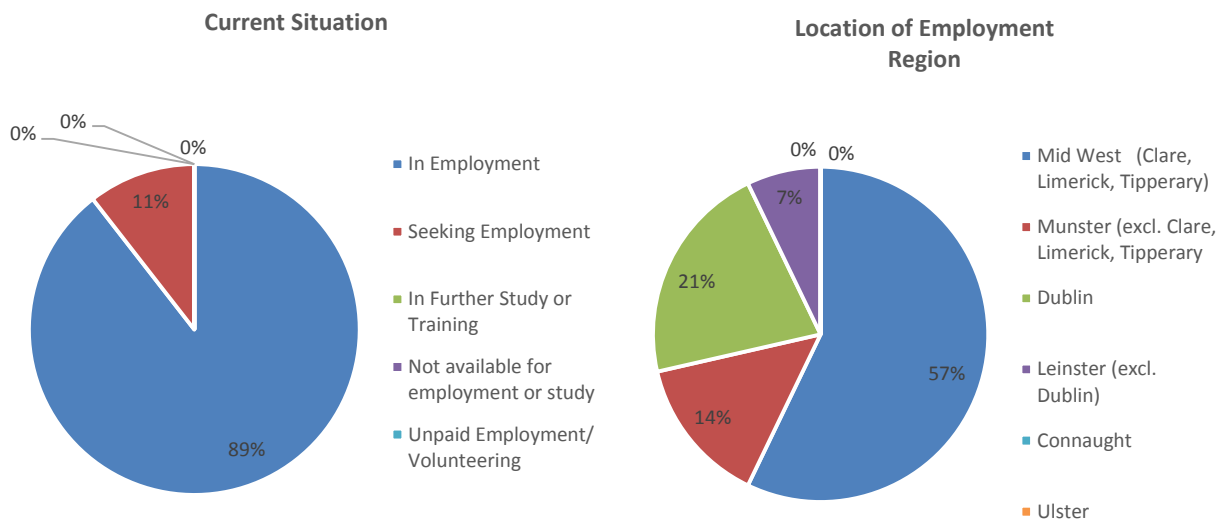
Annual Salary



Nature of Employment

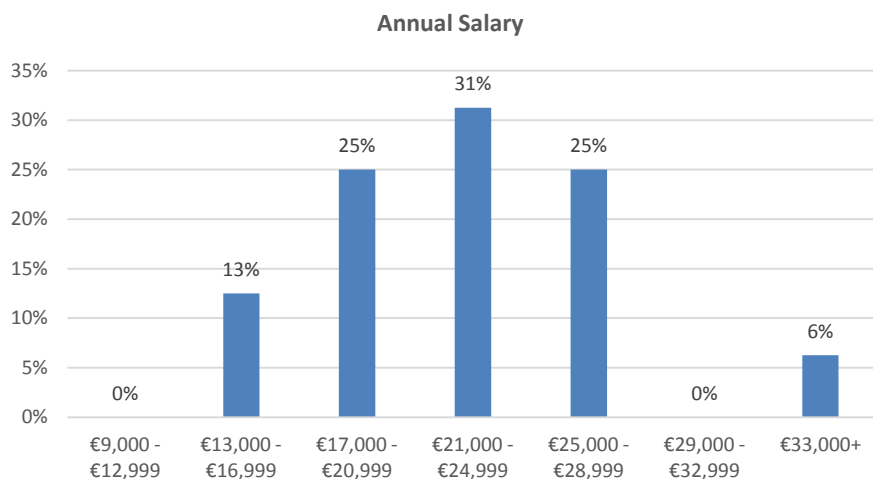


5.3.1 B.Bus. (Hons.) Marketing & Management



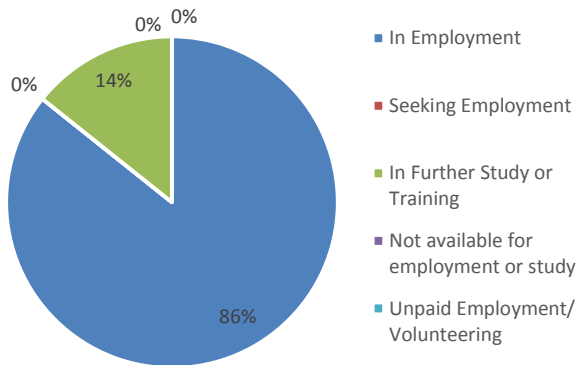
Employers Include
ASA Marketing
Redfaire
Northern Trust

Job Titles Include
Marketing Executive
Sales Support
Representative
Fund Accountant

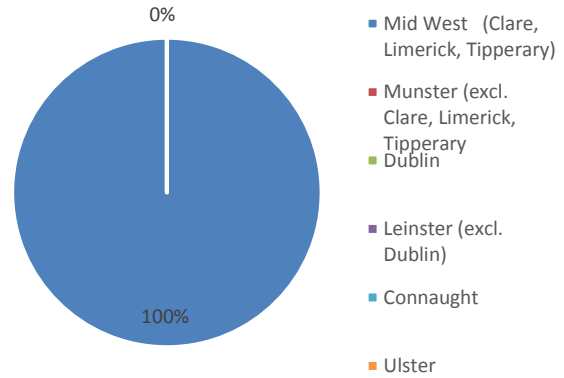


5.3.2 B.Bus. (Hons.) Law & Taxation

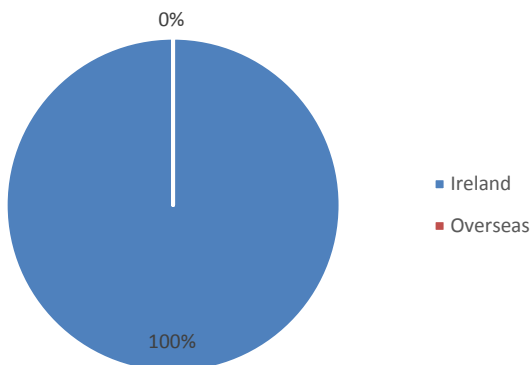
Current Situation



Location of Employment Region



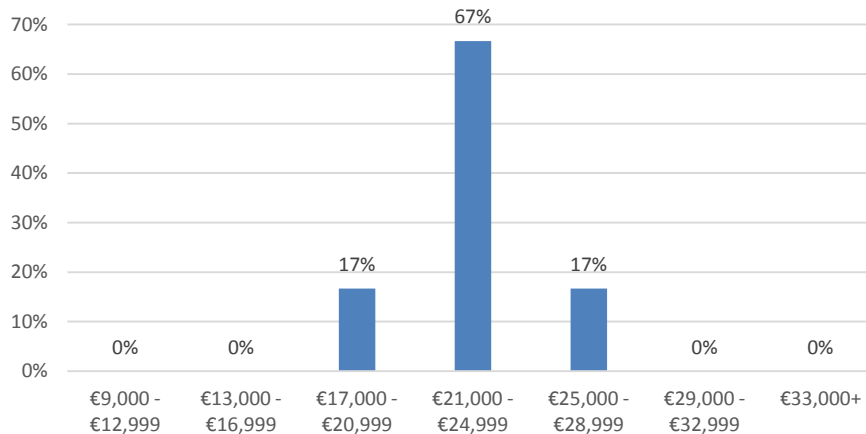
Location of Employment Ireland vs Overseas



Employers Include
PWC
Uber
Department of Revenue

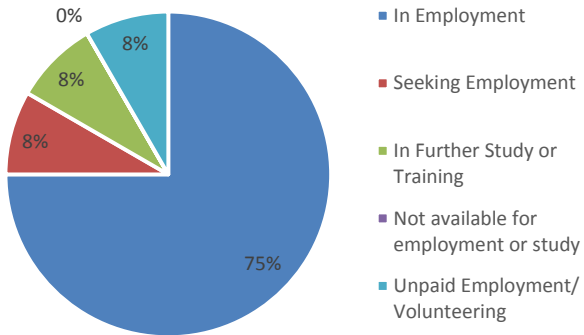
Job Titles Include
Tax Assistant
Trainee Accountant
Community & Law
Mediation Assistant

Annual Salary

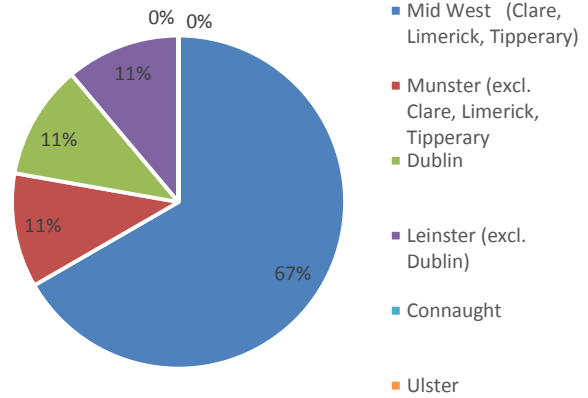


5.3.3 Bachelor of Business (Honours)

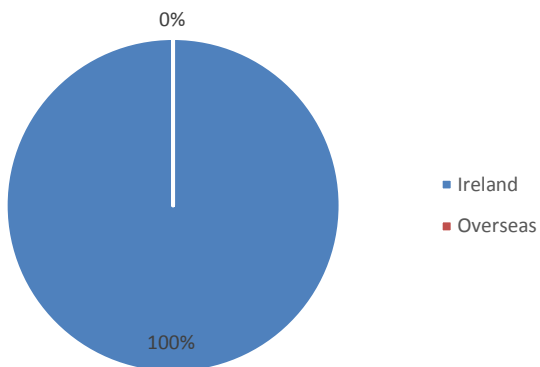
Current Situation



Location of Employment Region



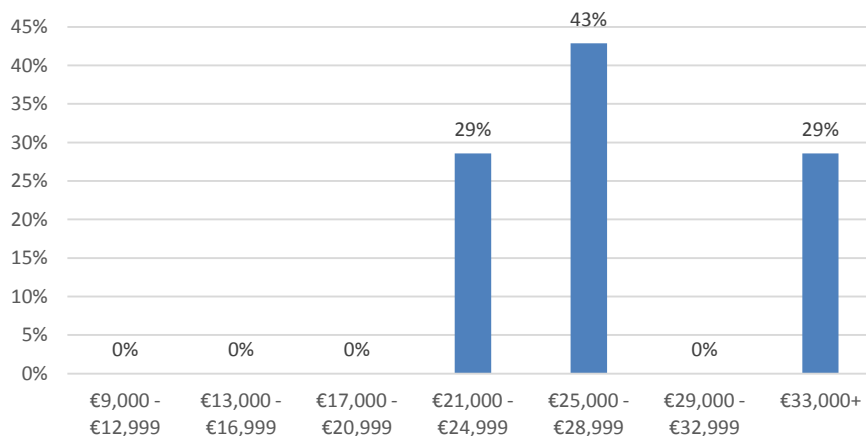
Location of Employment Ireland vs Overseas



Employers Include
C&C International
Arc Trading
ETB Tipperary

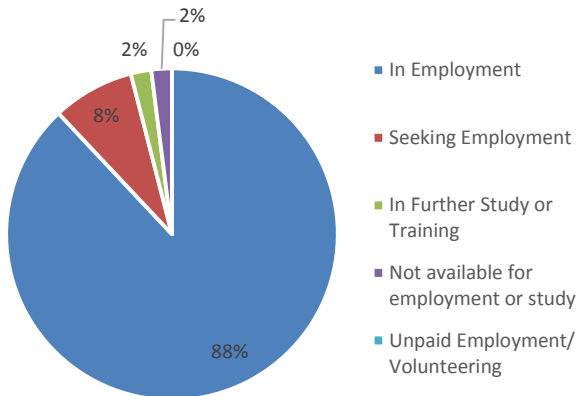
Job Titles Include
Sales Operations Support
Trainee Trader
Clerical Officer

Annual Salary

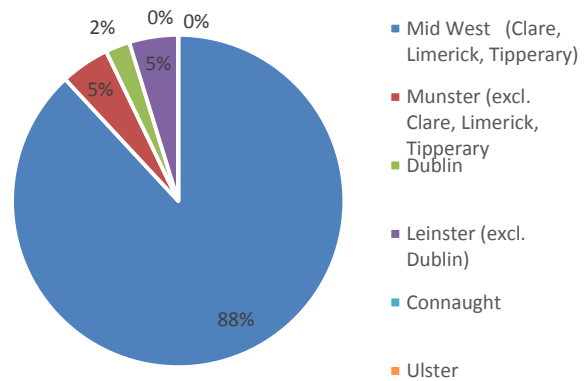


5.4.0 Department of Applied Social Sciences

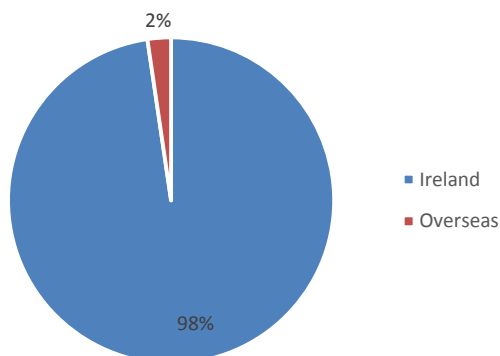
Current Situation



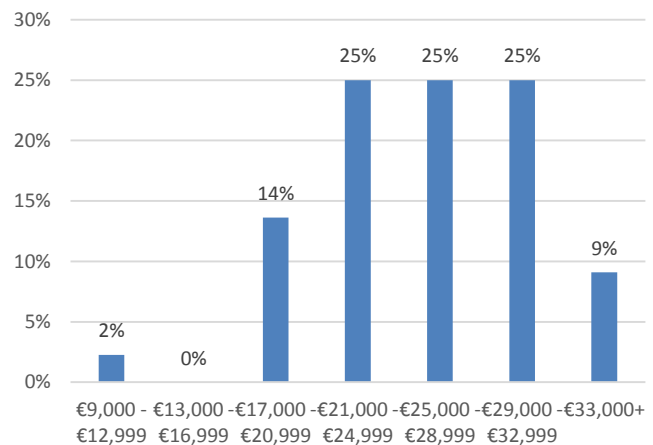
Location of Employment Region



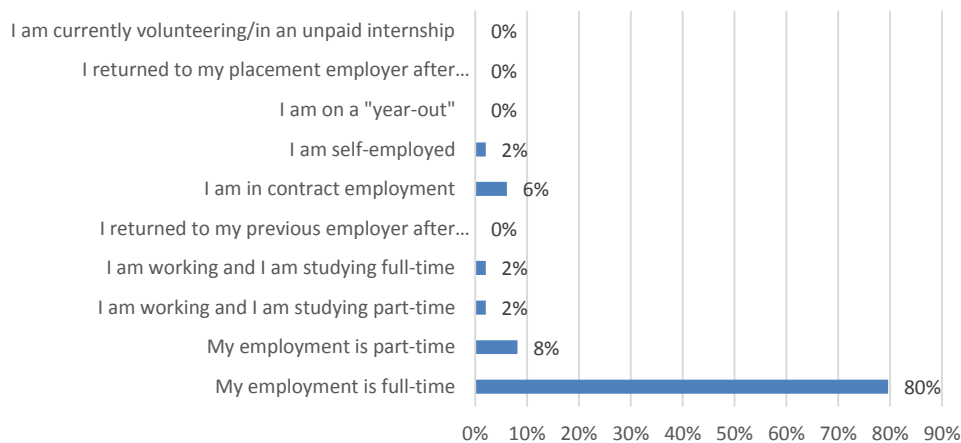
Location of Employment Ireland vs Overseas



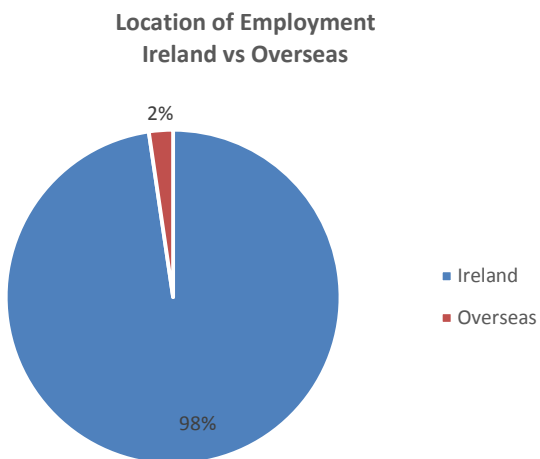
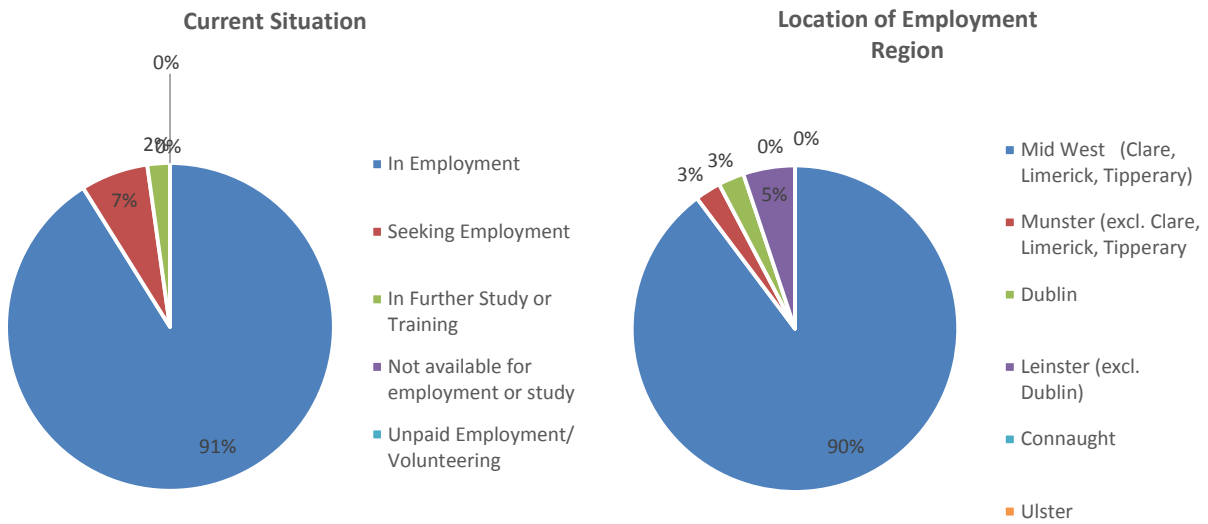
Annual Salary



Nature of Employment

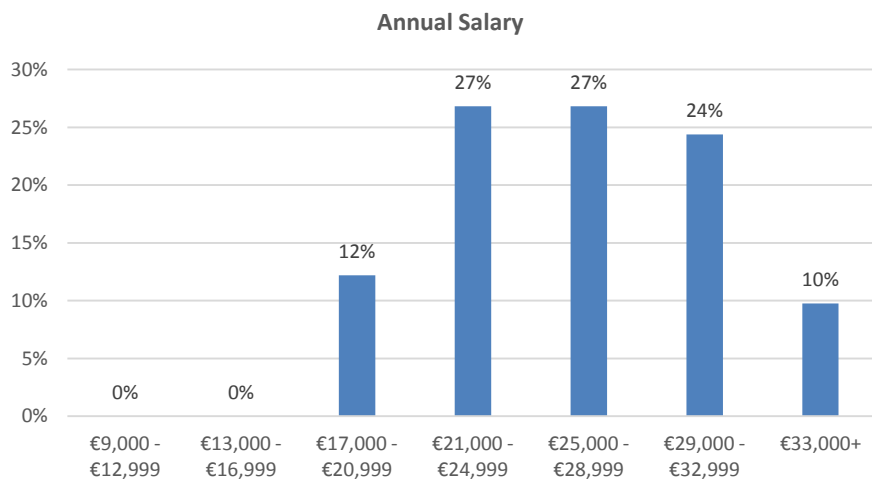


5.4.1 B.A. (Hons) in Applied Social Studies in Social Care



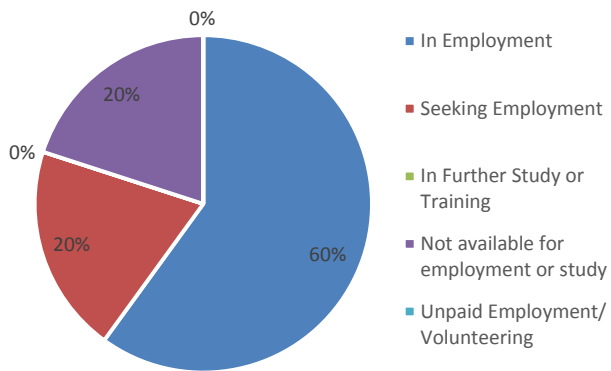
Employers Include
Novas
Nua Healthcare
Brothers of Charity
Tusla

Job Titles Include
Social Care Worker
Family Support Worker
Residential Support Worker

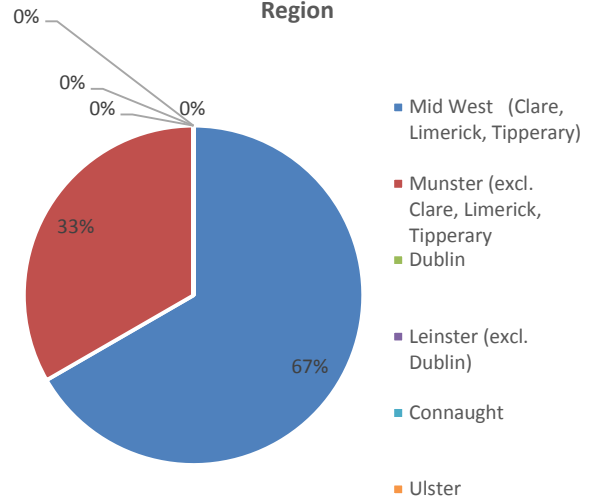


5.4.2 *B.A. (Hons) Social & Community Studies*

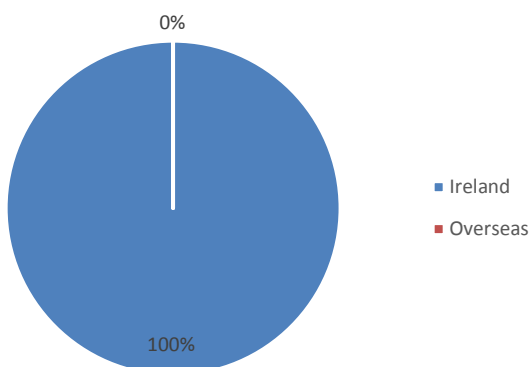
Current Situation



Location of Employment Region



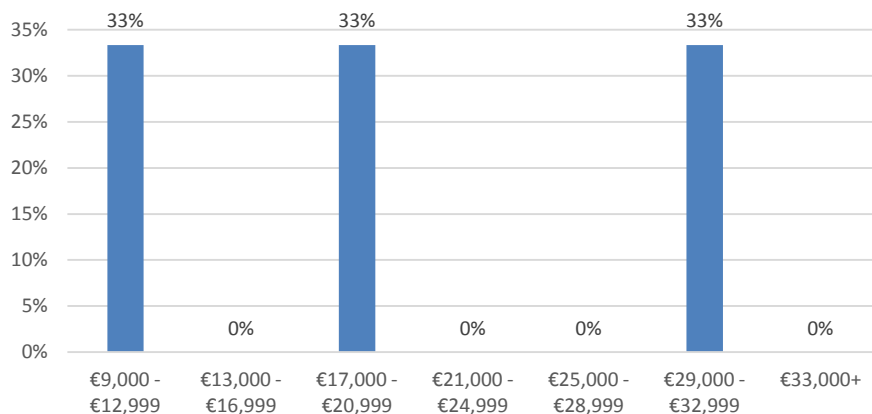
Location of Employment Ireland vs Overseas



Employers Include
Ballyhoura Development
North Tipperary LEADER
Partnership

Job Titles Include
Team Leader
Staffing Support Administrator

Annual Salary



References:

“What do Graduates Do – The Class of 2014?”, Higher Education Authority, May 2016

“Graduate Salary & Graduate Recruitment Trends Survey 2016”, Gradireland, June 2016

“Mid West Region Action Plan for Jobs 2015 – 2017”, Department of Jobs, Enterprise & Innovation, May 2015

Appendices:

Appendix 1: Response Rates: Art & Design

	Total No. of Graduates	No. of Students Continuing in LIT	No. of Departing Graduates (Subject to Survey)	No of Responses	% Response
Design					
Design Level 8 - ceramics	19	0	19	10	53%
Design Level 8 - fashion	29	1	28	12	43%
Design Level 8 - visual communications	30	1	29	14	48%
Creative Multimedia Level 8 CL	14	0	14	11	79%
Creative Multimedia Level 7 CL	9	3	6	6	100%
Fine Art					
Fine Art Level 8 - painting	25	2	23	8	35%
Fine Art Level 8 - printmaking	22	4	18	8	44%
Fine Art Level 8 - sculpture	20	2	18	7	39%

Appendix 2 - Response Rates: Business & Humanities

	Total No. of Graduates	No. of Students Continuing in LIT	No. of Departing Graduates (Subject to Survey)	No of Responses	% Response
Dept. of Sport & Finance					
Accounting & Finance L8	25	0	25	14	56%
B.A. (Hons.) Accounting & Finance (Th)	8	0	8	5	63%
Business Studies Sports Mgt L8	40	1	39	10	26%
Sp Strength & Cond. Levl 8 TH	22	5	17	10	59%
Sp Strength & Cond. Levl 7 TH	15	11	4	1	25%
Sports Developm & Coaching L6	9	7	2	1	50%
Dept. of Food & Tourism					
Bus Studies Tourism Mgt L8	18	0	18	6	33%
Business Studies Event Mgt L8	23	0	23	7	30%
BA in Culinary Arts L7	8	0	8	2	25%
Hospitality Studies L7	6	0	6	1	17%
Culinary Arts L6	25	3	22	11	50%
Hospitality Studies L6	7	4	3	1	33%
Hotel Front Office Mgt L6	11	5	6	2	33%
Prof Cookery Day Release L6	13	0	13	3	23%
Dept of Business					
Marketing & Management L8	33	3	30	19	63%
Law & Taxation L8	11	0	11	7	64%
Bachelor of Business (Hons.)	27	0	27	12	44%
Marketing & Management L7	26	21	5	0	0%
Business Levl 7 CL & TH	21	9	12	0	0%
Marketing & Management L6	34	31	3	0	0%
Dept. of Applied Social Sciences					
App Social Stud Social Care L8	106	3	106	45	42%
Social Studies Levl 8 TH	18	0	18	5	28%

Appendix 3 - Response Rates: Applied Science, Engineering & Technology

	Total No. of Graduates	No. of Students Continuing in LIT	No. of Departing Graduates (Subject to Survey)	No of Responses	% Response
Built Environment					
Quantity Surveying L8	9	0	9	6	67%
Construction Management L8	8	0	8	5	63%
Property Valuation & Mgt L8	3	0	3	3	100%
Civil Eng Management L8	21	0	21	7	33%
Energy Management L8	6	0	6	4	67%
Building Surveying L8	2	1	1	0	0%
Cons Health & Safety L7	1	0	1	0	0%
Cons Site Management L7	6	3	3	1	33%
Civil Engineering L7	15	6	9	2	22%
Sustain Build & Renew Engy L7	12	8	4	1	25%
Construction Practice Level 6	7	3	4	4	100%
Property Valuation & Mgmt L6	4	2	2	1	50%
Civil & Environmental L6	2	2	2	0	0%
Information Technology					
Software Development Level 8	8	0	8	5	63%
Multimedia Prog and Design L8	5	1	4	3	75%
Business Computing L8	15	2	13	7	54%
Business Management Systems L8	7	0	7	4	57%
Computer Networks & Systems	15	0	15	10	67%
Internet Systems Dev L8	5	0	5	3	60%
Games Design & Dev. Level 8 TH	13	0	13	9	69%
Internet Systems Develop L7	8	5	3	1	33%
Comp. Services Mgmt Level 7 TH	6	0	6	5	83%
Business Computing L7	34	30	4	0	0%
eBusiness Admin Systems L7	7	7	1	0	0%
Business Computing L6	26	22	4	1	25%
Comp Net & Sys L8 Embed L7	2	0	2	0	0%
Mechanical & Automobile					
Mechanical Eng (Facilities) L8	16	0	16	12	75%
Process Eng Mgmt L8	9	1	8	6	75%
Mechanical Engineering Level 7	21	13	7	3	43%
Road Transport Tech Mgmt L7	11	1	10	5	50%
Agri Mechanisation Level 6	42	3	39	22	56%
AutomobileTechnology L6	12	8	4	0	0%

Electrical & Electronic					
Sustainable Elec Power Sys L8	17	0	17	11	65%
Audio & Video Production L8	9	0	9	6	67%
Electronic Systems L8	21	0	21	13	62%
Music Production Level 8	25	2	23	11	48%
Music Tech & Production L7	25	18	7	3	43%
Video & Sound Tech L7	18	14	4	2	50%
Renew & Elect Energy Syst L7	14	7	7	2	29%
Ind Automation & Robotic Sys L7	22	9	13	6	46%
B Eng in Elec Eng L7	7	4	3	2	67%
Video and Sound Tech Level 6	17	13	4	2	50%
Science					
Bioanalysis & Biotechnology	10	1	9	7	78%
Chem Instr & Analysis L8	1	0	1	1	100%
Phar and Forensic Analysis L8	17	1	16	8	50%
Drug & Medicinal L8	7	0	7	4	57%
Environmental & Analysis Sci L8	1	1	0	0	0%
Env & NR Mangement Levl 8 TH	8	0	8	5	63%
Environ & Analytical Science L7	4	4	0	0	0%
Applied Biology L7	25	21	4	0	0%
Env & NR Management Levl 6 TH	7	4	3	0	0%
Environ and Analytical Sc L6	3	3	0	0	0%